

INSTYLE
BY ARTE LAMP



artelamp.ru

2025

2025

INSTYLE

BY ARTE LAMP





artelamp.it

IP

IP (Ingress Protection) rating indicates how protected the luminaire is against dust and moisture.

The first digit indicates protection against solid particles.

The second digit indicates protection against moisture.

The higher the rating, the better the luminaire is protected.

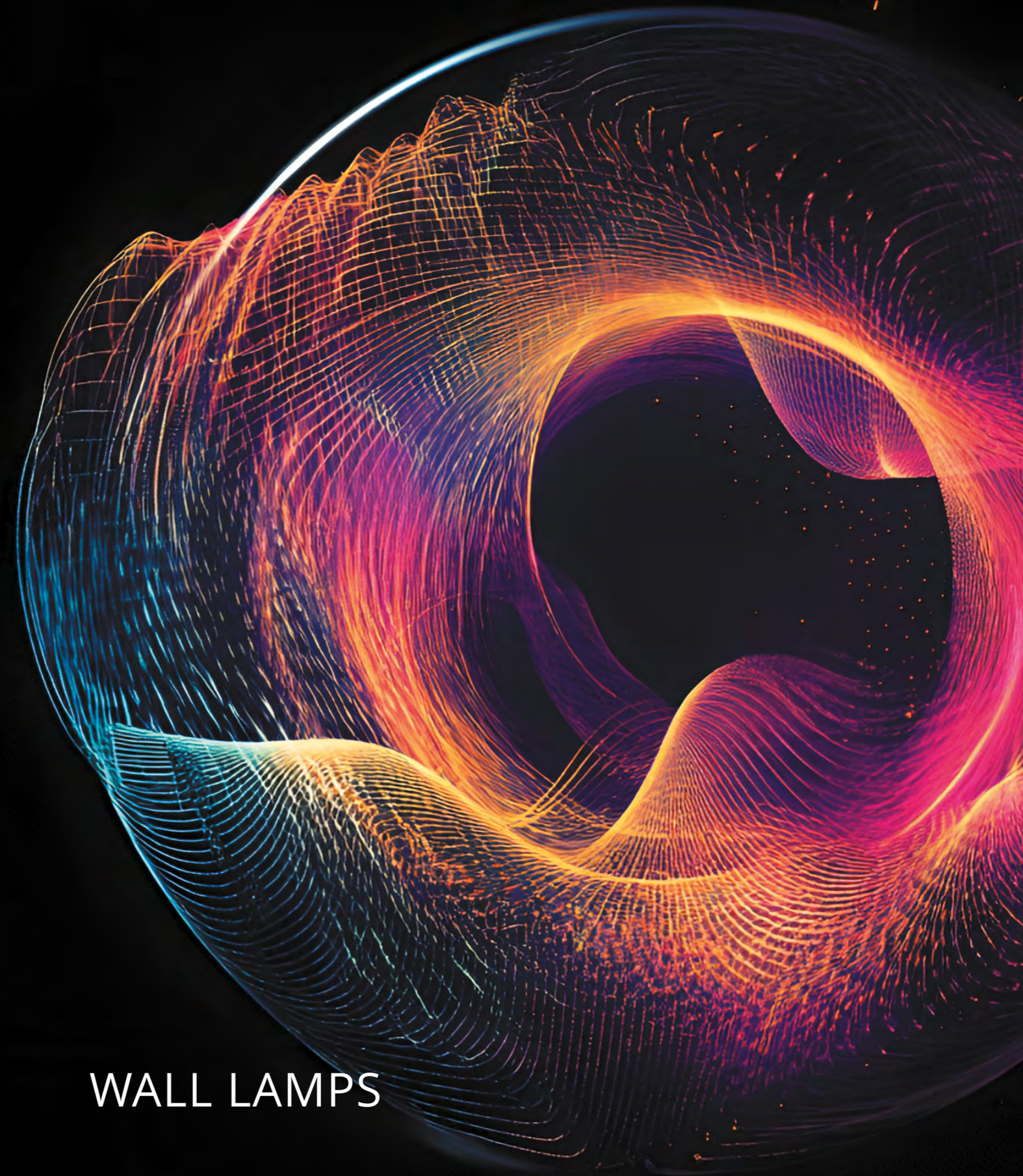
Our luminaire IP ratings:

IP20 — indoor lighting

IP44 — bathrooms and high-humidity areas

IP54 — outdoor lighting under a canopy

IP65 — outdoor lighting in open spaces



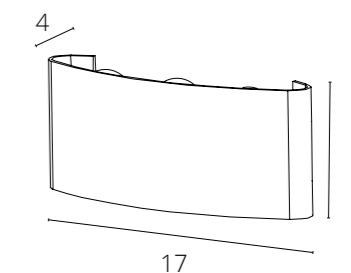
WALL LAMPS



WALL LAMPS
FOR STREET LIGHTING

BOSTO

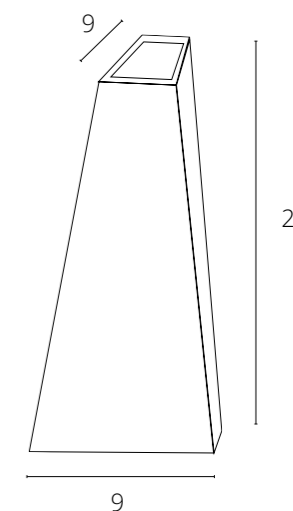
A3722AL-2BK	BLACK	LED 3W	360 LM	3000 K
A3722AL-2WH	WHITE	LED 3W	360 LM	3000 K



NEW

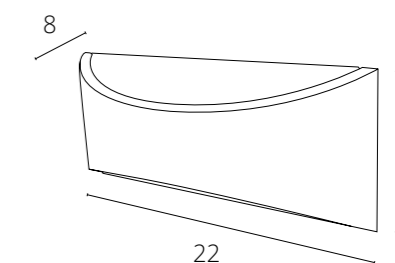
COMETA

A1524AL-1WH	WHITE	LED 6W	360 LM	3000 K
A1524AL-1BK	BLACK	LED 6W	360 LM	3000 K



DINO

A8288AL-1WH	WHITE	LED 6W	400 LM	3000 K
-------------	-------	--------	--------	--------

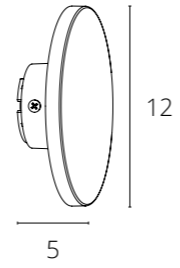
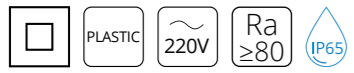


NEW



NIMBO

A3409AL-1BK BLACK LED 9W 900 LM 3000/4500/6500 K

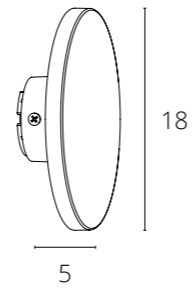


NEW



NIMBO

A3412AL-1BK BLACK LED 12W 1200 LM 3000/4500/6500 K


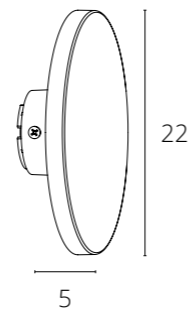
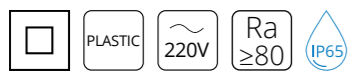


NEW

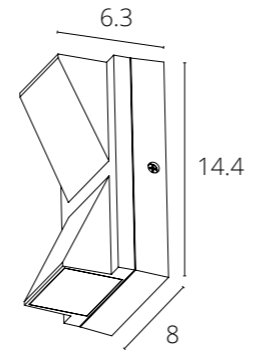


NIMBO

A3415AL-1BK BLACK LED 15W 1500 LM 3000/4500/6500 K

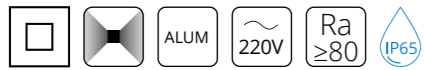


NEW

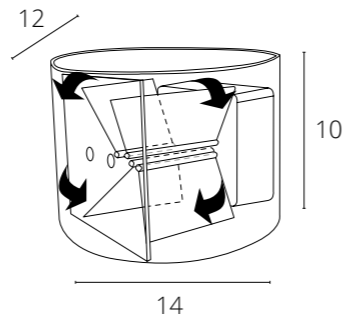


GUNTER

A6306AL-2BK BLACK LED 6W 1000 LM 4000 K

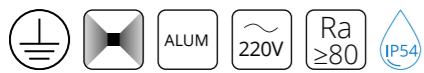


The ability to change the angle of light scattering

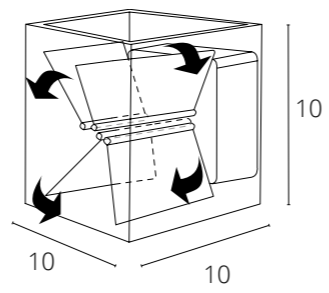


RULLO

A1415AL-1WH WHITE LED 6W 500 LM 3000 K
 A1415AL-1GY GRAY LED 6W 500 LM 3000 K
 A1415AL-1BK BLACK LED 6W 500 LM 3000 K

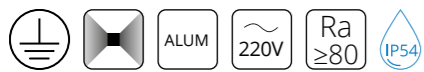


The ability to change the angle of light scattering



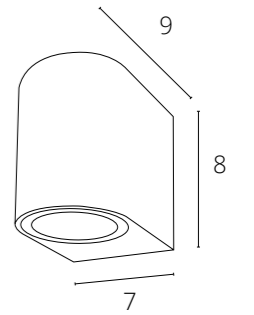
RULLO

A1414AL-1WH WHITE LED 6W 500 LM 3000 K
 A1414AL-1GY GRAY LED 6W 500 LM 3000 K
 A1414AL-1BK BLACK LED 6W 500 LM 3000 K





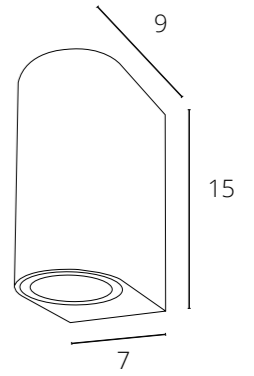
COMPASS

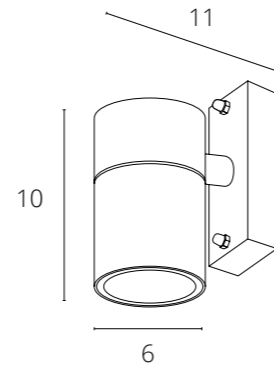
A3102AL-1BK BLACK GU10 35W



COMPASS

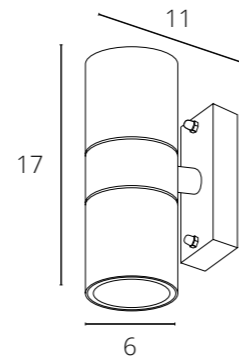
A3102AL-2BK BLACK GU10 2X35W





MISTERO

A3302AL-1WH	WHITE	GU10 35W
A3302AL-1GY	GRAY	GU10 35W
A3302AL-1BK	BLACK	GU10 35W

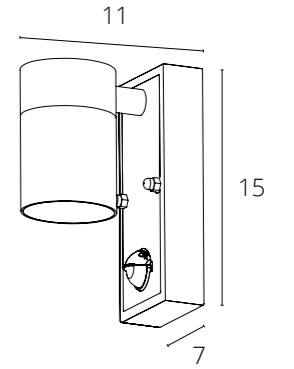


MISTERO

A3302AL-2WH	WHITE	GU10 2X35W
A3302AL-2GY	GRAY	GU10 2X35W
A3302AL-2BK	BLACK	GU10 2X35W

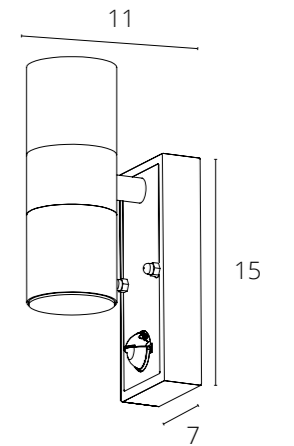


NEW



MISTERO

A3322AL-1BK	BLACK	GU10 35W
-------------	-------	----------



NEW

MISTERO

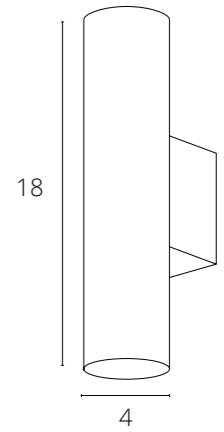
A3322AL-2BK	BLACK	GU10 2X35W
-------------	-------	------------





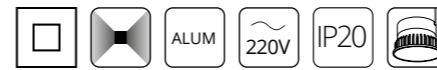
WALL LAMPS
FOR INDOOR LIGHTING

NEW

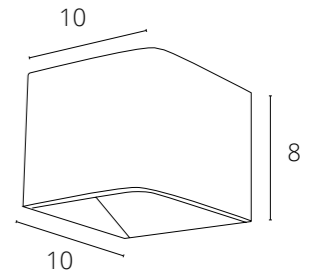


NET MINI

A6452AP-1WH	WHITE	G5,3 35W
A6452AP-1BK	BLACK	G5,3 35W

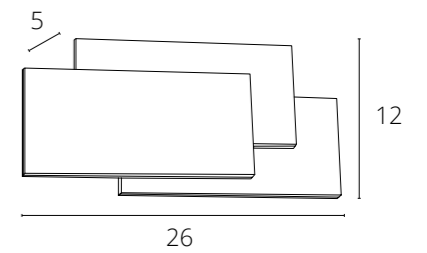
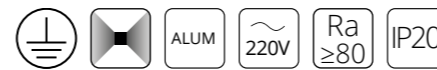


Recommended to use with ORE MINI LED modules or MR11 lamp



SCATOLA

A1423AP-1WH	WHITE	LED 5W	300 LM	3000 K
A1423AP-1BK	BLACK	LED 5W	300 LM	3000 K



TRIO

A1718AP-1WH	WHITE	LED 12W	720 LM	3000 K
-------------	-------	---------	--------	--------



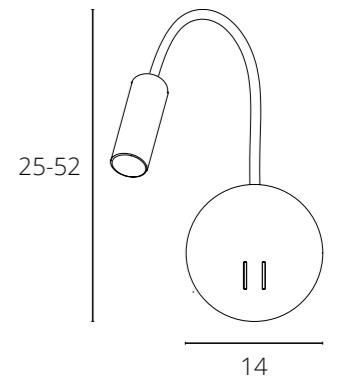


BEDSIDE
WALL LIGHTS



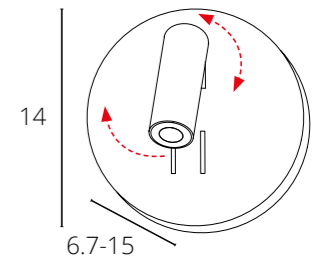
ELECTRA

A8231AP-1WH	WHITE	LED 3+6W	550 LM	3000 K
A8231AP-1BK	BLACK	LED 3+6W	550 LM	3000 K



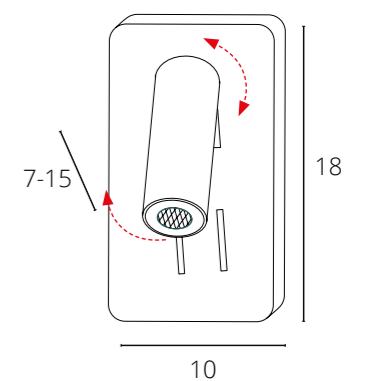
ELECTRA

A8232AP-1WH	WHITE	LED 3+6W	550 LM	3000 K
A8232AP-1BK	BLACK	LED 3+6W	550 LM	3000 K



ELECTRA

A8233AP-1WH	WHITE	LED 3+7W	620 LM	3000 K
A8233AP-1BK	BLACK	LED 3+7W	620 LM	3000 K



CRI

Индекс CRI (Color Rendering Index) показывает, насколько точно источник света отображает цвета освещаемых объектов.

Этот показатель должен быть не меньше 80, иначе цвета вокруг будут тусклыми и невзрачными. Источники света с показателями выше 80-90 подчеркивают интерьер, насыщенность оттенков и яркость окружающего мира.



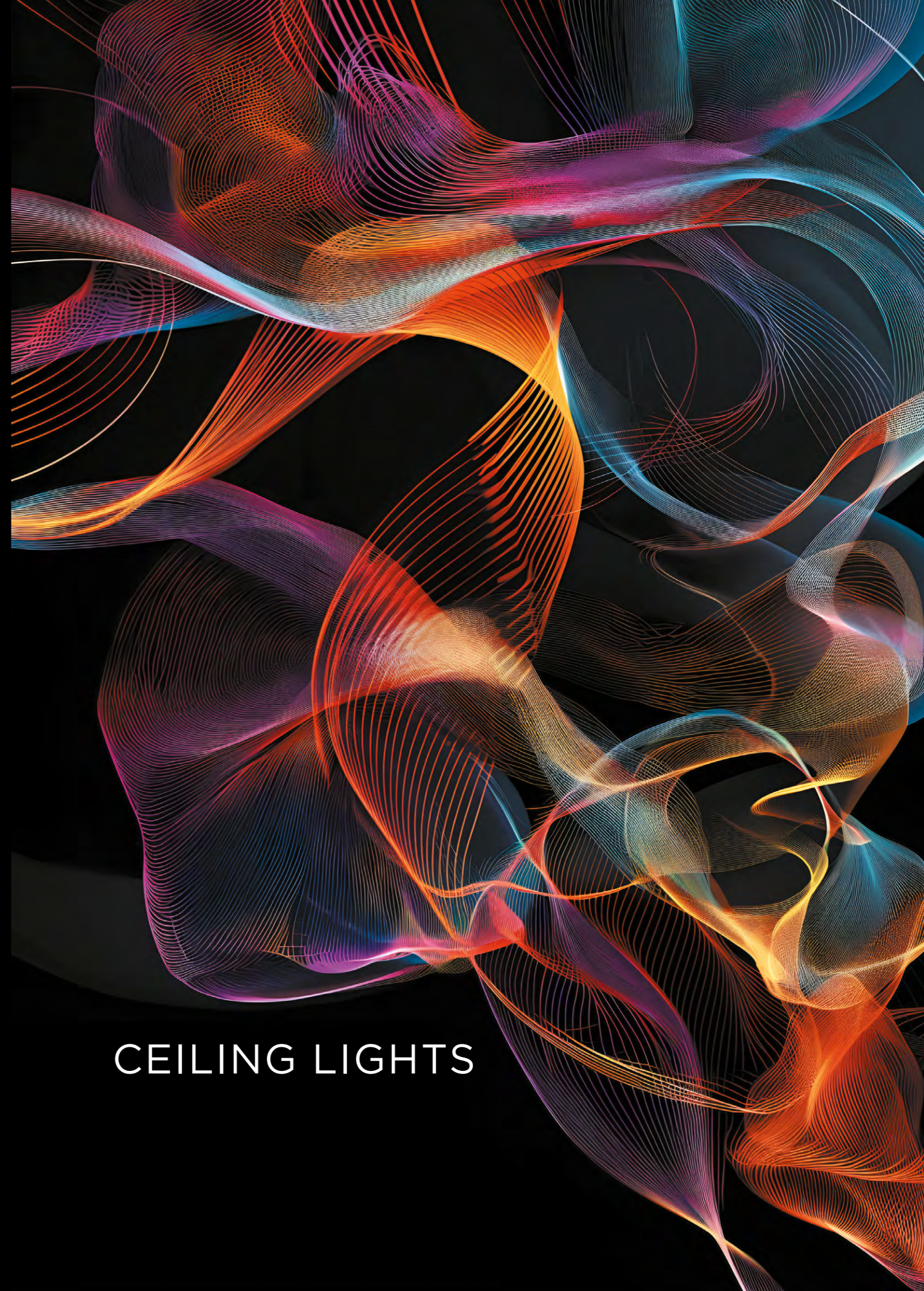
CRI >90



CRI >80



CRI >70



CEILING LIGHTS

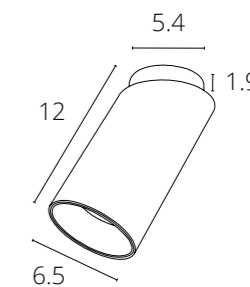


CEILING LAMPS
LAMP-BASED

NEW

CONE

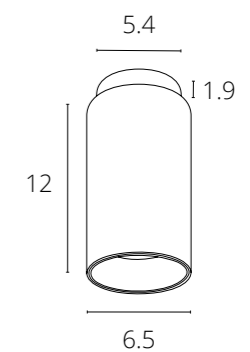
A5360PL-1WH	WHITE	GU10 35W
A5360PL-1BK	BLACK	GU10 35W

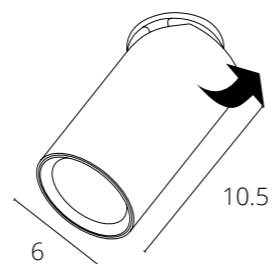


NEW

CONE

A5361PL-1WH	WHITE	GU10 35W
A5361PL-1BK	BLACK	GU10 35W





NODO

A3213PL-1WH	WHITE	GU10 35W
A3213PL-1BK	BLACK	GU10 35W



NEW

DECORATIVE RING FOR NODO LIGHTS

A321333	WHITE
A321306	BLACK
A321301	MATTE GOLD



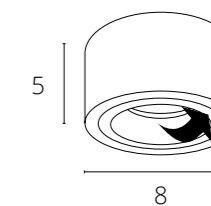
NEW

UNITO

A2260PL-1BK	BLACK	Max 9W
A2260PL-1WH	WHITE	Max 9W

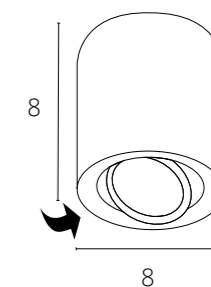
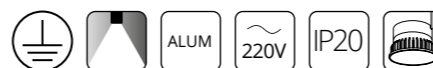


Only for ARTE Lamp ORE LED module



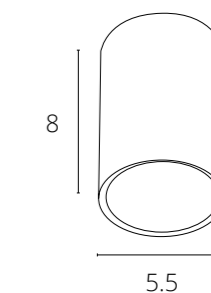
BEID

A1513PL-1BK	WHITE	GU10 35W
A1513PL-1WH	BLACK	GU10 35W



BEID

A1517PL-1WH	WHITE	GU10 35W
A1517PL-1BK	BLACK	GU10 35W





NEW

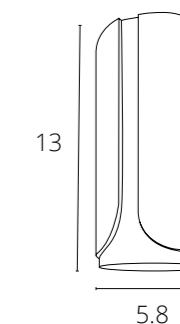
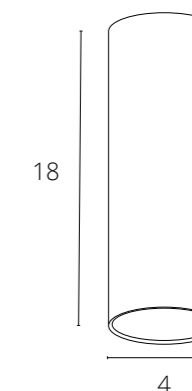
NET MINI

A6450PL-1WH WHITE G5,3 35W

A6450PL-1BK BLACK G5,3 35W



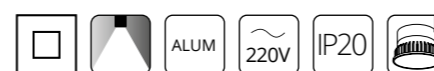
Recommended to use with ORE MINI LED modules or MR11 lamp



PINO

A7376PL-1WH WHITE GU10 35W


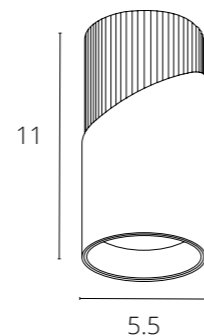
A7376PL-1BK BLACK GU10 35W



NEW

POLAR

A5462PL-1WH WHITE GU10 35W

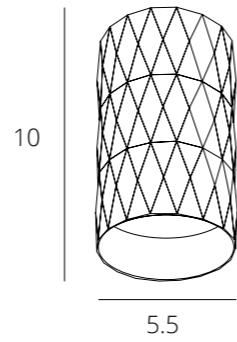




FANG

A5557PL-1WH WHITE GU10 35W

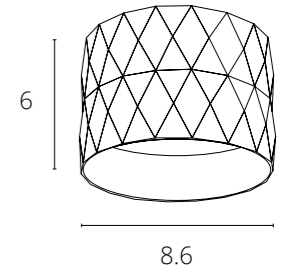
A5557PL-1BK BLACK GU10 35W



FANG

A5552PL-1WH WHITE GX53 MAX 15W

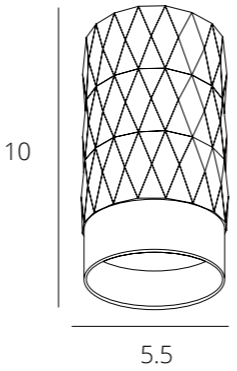
A5552PL-1BK BLACK GX53 MAX 15W



FANG

A5558PL-1WH WHITE + GOLD GU10 35W

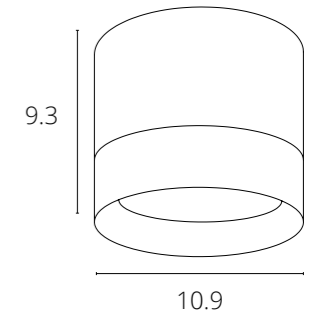
A5658PL-1WH WHITE + MATTE GOLD GU10 35W



CASTOR

A5554PL-1WH WHITE GX53 MAX 15W

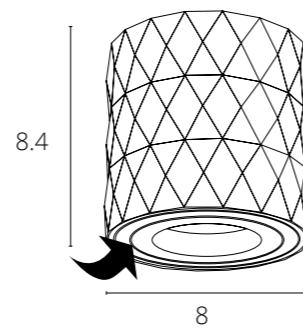
A5554PL-1BK BLACK GX53 MAX 15W



FANG

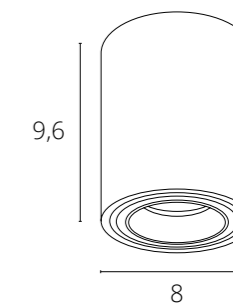
A5559PL-1WH WHITE GU10 50W

A5559PL-1BK BLACK GU10 50W





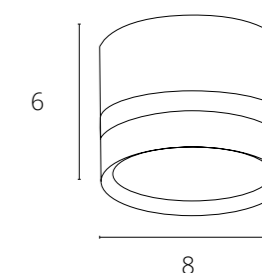
NEW



IMAI

A2267PL-1WH WHITE GU10 MAX 15W

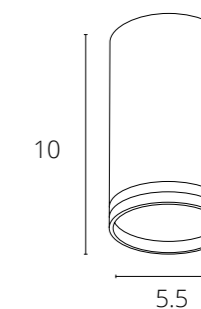
A2267PL-1BK BLACK GU10 MAX 15W



IMAI

A2265PL-1WH WHITE GX53 MAX 15W

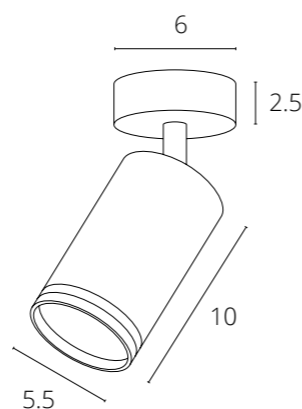
A2265PL-1BK BLACK GX53 MAX 15W



IMAI

A2266PL-1WH WHITE GU10 MAX 15W

A2266PL-1BK BLACK GU10 MAX 15W



IMAI

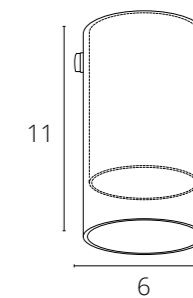
A2365PL-1WH WHITE GU10 MAX 15W

A2365PL-1BK BLACK GU10 MAX 15W





NEW



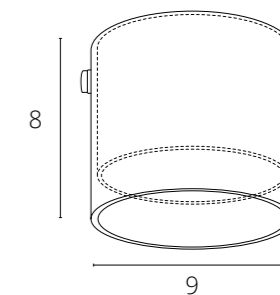
LAZIO

A5365PL-1SG MATTE GOLD GU10 35W

A5365PL-1SS MATTE SILVER GU10 35W



NEW




LAZIO

A5366PL-1SG MATTE GOLD GX53 MAX 15W

A5366PL-1SS MATTE SILVER GX53 MAX 15W

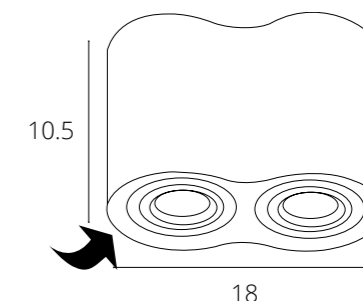




FALCON

A5645PL-1WH WHITE GU10 50W

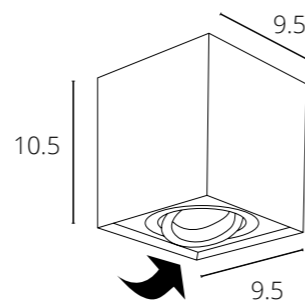
A5645PL-1BK BLACK GU10 50W



FALCON

A5645PL-2WH WHITE GU10 2X50W

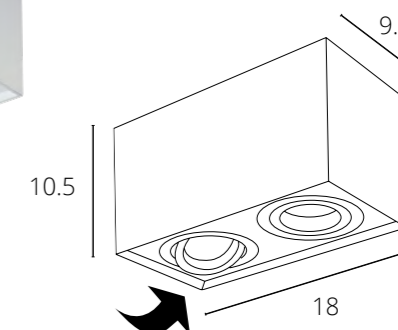
A5645PL-2BK BLACK GU10 2X50W



FACTOR

A5544PL-1WH WHITE GU10 50W

A5544PL-1BK BLACK GU10 50W



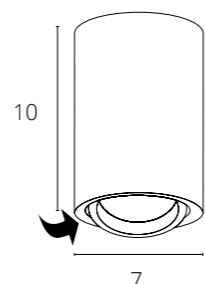
FACTOR

A5544PL-2WH WHITE GU10 2X50W

A5544PL-2BK BLACK GU10 2X50W



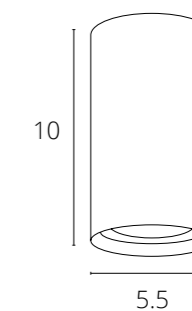
NEW



SENTRY

A1566PL-1WH ^{2.0} WHITE GU10 50W

A1566PL-1BK ^{2.0} BLACK GU10 50W



UNIX

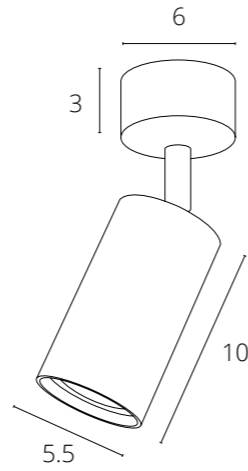
A1516PL-1WH WHITE GU10 35W

A1516PL-1BK BLACK GU10 35W



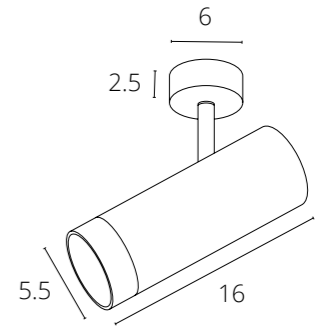
AQUARIUS

A3216PL-1WH	WHITE	GU10 35W
A3216PL-1GY	GRAY	GU10 35W
A3216PL-1BK	BLACK	GU10 35W



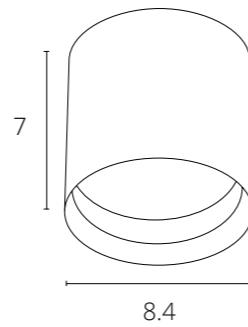
TOPIC

A2357PL-1WH	WHITE + GOLD	GU10 35W
A2357PL-1BK	BLACK + GOLD	GU10 35W



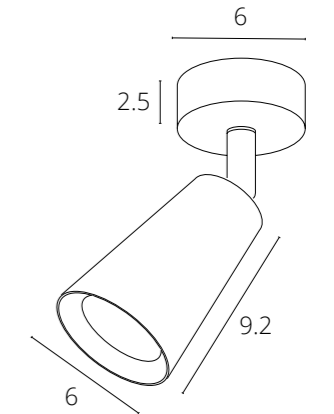
INTERCRUS

A5548PL-1WH	WHITE	GX53 MAX 15W
A5548PL-1BK	BLACK	GX53 MAX 15W



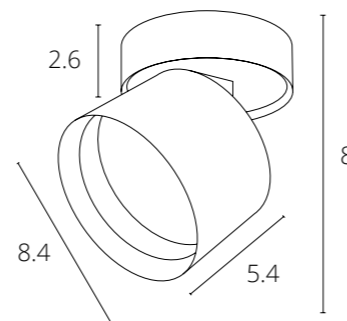
CINTURA

A2352PL-1WH	WHITE + BLACK	GU10 35W
A2352PL-1BK	BLACK	GU10 35W
A2353PL-1BK	BLACK + GOLD	GU10 35W



INTERCRUS

A5549PL-1WH	WHITE	GX53 MAX 15W
A5549PL-1BK	BLACK	GX53 MAX 15W





IP SURFACE-MOUNTED CEILING LIGHTS
LAMP-BASED

NEW

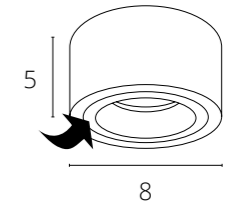
UNITO

A0550PL-1WH WHITE Max 9W

A0550PL-1BK BLACK Max 9W



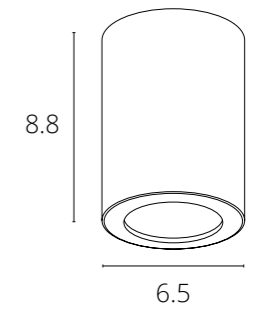
Only for ARTE Lamp
ORE LED module



TINO

A1468PL-1WH WHITE GU10 35W

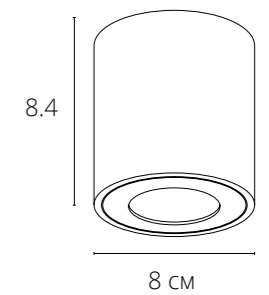
A1468PL-1BK BLACK GU10 35W



TINO

A1469PL-1WH WHITE GU10 35W

A1469PL-1BK BLACK GU10 35W

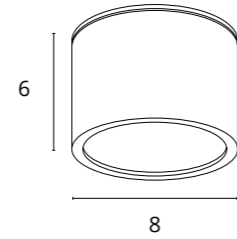




INTERCRUS

A5543PL-1WH WHITE GX53 MAX 15W


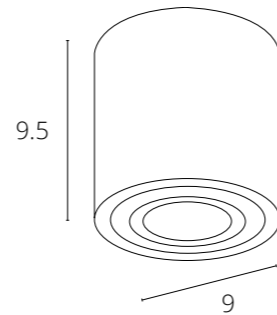
A5543PL-1BK BLACK GX53 MAX 15W



GALOPIN

A1460PL-1WH WHITE GU10 35W


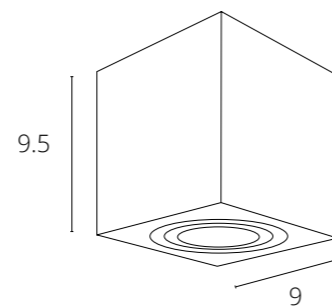
A1460PL-1BK BLACK GU10 35W



GALOPIN

A1461PL-1WH WHITE GU10 35W

A1461PL-1BK BLACK GU10 35W





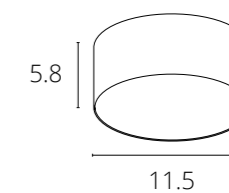
SURFACE-MOUNTED LED LIGHTS

NEW



FADO

A6612PL-1WH	WHITE	LED 12W	1000 Lm	4000 K
A6612PL-1BK	BLACK	LED 12W	1000 Lm	4000 K
A7312PL-1WH	WHITE	LED 12W	1000 Lm	3000 K
A7312PL-1BK	BLACK	LED 12W	1000 Lm	3000 K

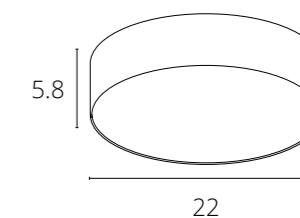


NEW



FADO

A6620PL-1WH	WHITE	LED 20W	2400 Lm	4000 K
A6620PL-1BK	BLACK	LED 20W	2400 Lm	4000 K
A7320PL-1WH	WHITE	LED 20W	2200 Lm	3000 K
A7320PL-1BK	BLACK	LED 20W	2200 Lm	3000 K

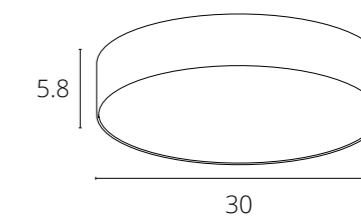


NEW



FADO

A6635PL-1WH	WHITE	LED 36W	3700 Lm	4000 K
A6635PL-1BK	BLACK	LED 36W	3700 Lm	4000 K
A7335PL-1WH	WHITE	LED 36W	3300 Lm	3000 K
A7335PL-1BK	BLACK	LED 36W	3300 Lm	3000 K

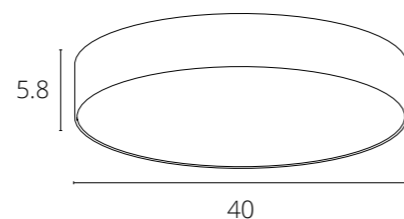


NEW



FADO

A6650PL-1WH	WHITE	LED 50W	5400 Lm	4000 K
A6650PL-1BK	BLACK	LED 50W	5400 Lm	4000 K
A7350PL-1WH	WHITE	LED 50W	5000 Lm	3000 K
A7350PL-1BK	BLACK	LED 50W	5000 Lm	3000 K

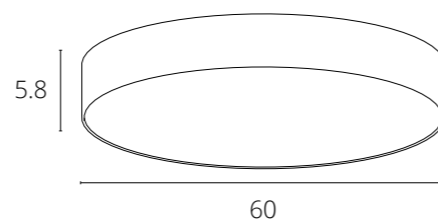


NEW



FADO

A6699PL-1WH	WHITE	LED 100W	11000 Lm	4000 K
A6699PL-1BK	BLACK	LED 100W	11000 Lm	4000 K
A7399PL-1WH	WHITE	LED 100W	10400 Lm	3000 K
A7399PL-1BK	BLACK	LED 100W	10400 Lm	3000 K

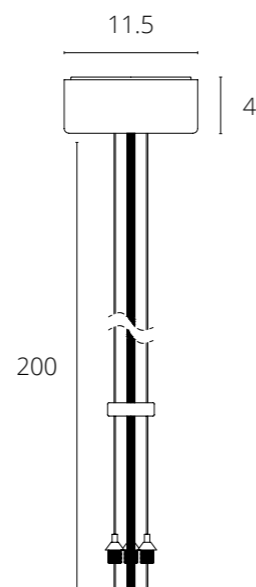


NEW

FADO SUSPENSION

A660033	WHITE	2 meters
A660006	BLACK	2 meters

Suspension for FADO lights



COLOR TEMPERATURE

Color temperature is a crucial indicator of light output, which allows creating not only a comfortable but also a healthy atmosphere.

Warm light helps to relax after a hard day and create a cozy atmosphere. Neutral light is perfect for everyday activities.

Cold light is ideal for work, as it energizes and sets the mood for work.



PENDANT LIGHTS



PENDANT LIGHTS
LAMP-BASED

NEW

LAZIO		
A5367SP-1SG	MATTE GOLD	GU10 35W
A5367SP-1SS	MATTE SILVER	GU10 35W


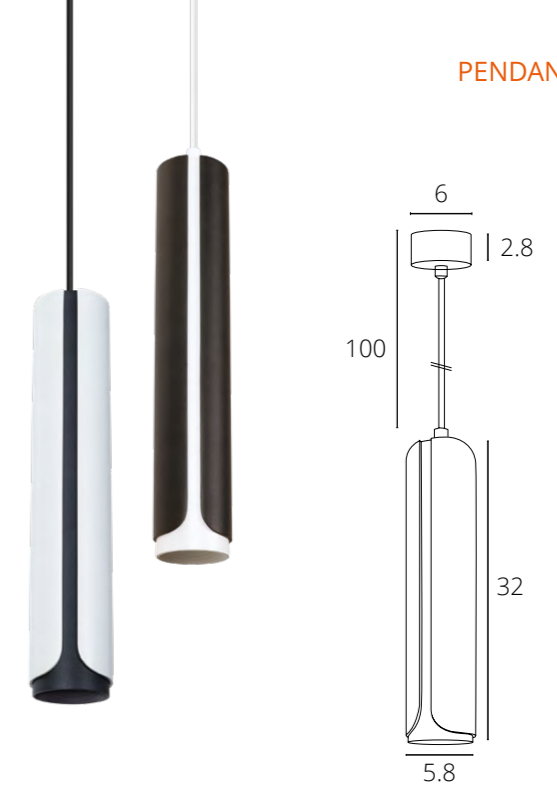
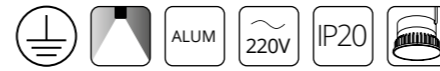
52
3.8
100
20
6



PINO

A7377SP-1WH WHITE GU10 35W

A7377SP-1BK BLACK GU10 35W



NEW

RIDGET

A1526SP-1WH WHITE GU10 50W


A1526SP-1BK BLACK GU10 50W



NEW



POLAR

A5463SP-1WH WHITE GU10 35W




TORRE

A1530SP-1WH	WHITE + SILVER	GU10 35W
A1530SP-1BK	BLACK + GOLD	GU10 35W



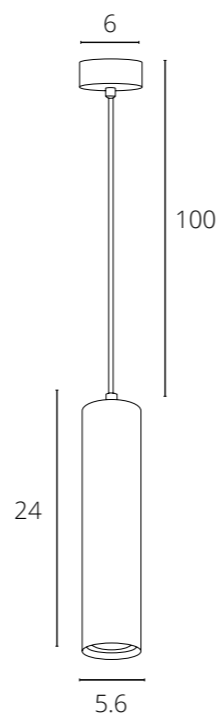
CANOPUS

A1516SP-1WH	WHITE	GU10 35W
A1516SP-1BK	BLACK	GU10 35W



SIRIUS

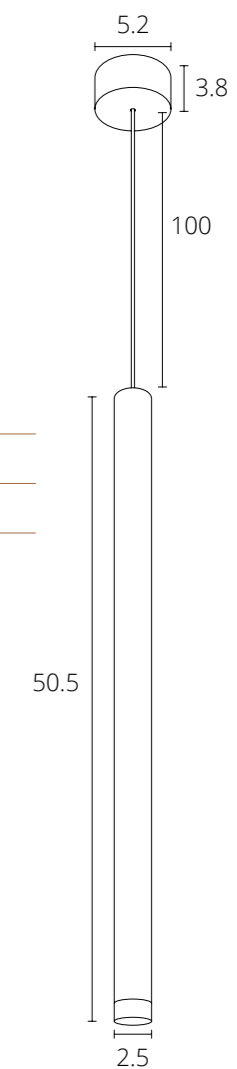
A1524SP-1WH	WHITE	GU10 35W
A1524SP-1BK	BLACK	GU10 35W





LED PENDANT LIGHTS

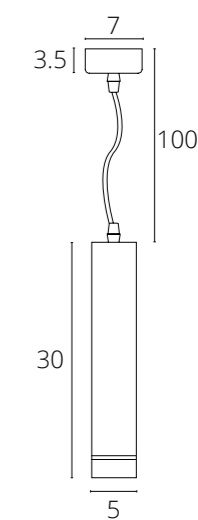
PENDANT LIGHTS



NEW

SOLID

A5570SP-1WH	WHITE	LED 5W	250 Lm	4000 K
A5570SP-1BK	BLACK	LED 5W	250 Lm	4000 K



ALTAIS

A6110SP-2WH	WHITE	LED 12W	420 Lm	4000 K
A6110SP-2BK	BLACK	LED 12W	420 Lm	4000 K



COLOR VARIATION

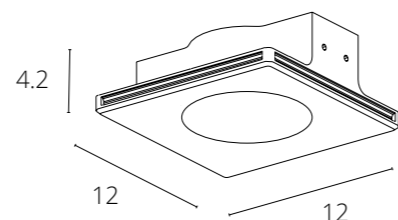
The main advantage of gypsum lamps is their versatility. You can create an exquisite form with stucco molding or strict minimalism.

Gypsum lamps are produced in white, which allows you to adjust the light of the luminaire to the overall concept of the interior, ensuring an inconspicuous transition between the ceiling and the luminaire.

The surface of gypsum is easily painted in any colors using decorative paints, and can also be covered with plaster to create decor.



GYPSUM LAMPS



NEW

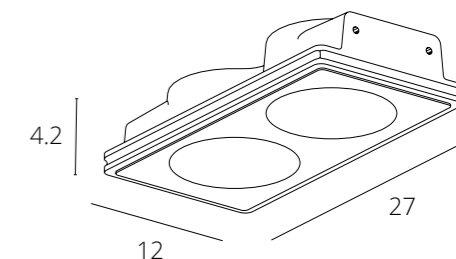
INVISIBLE

A9283PL-1WH WHITE GU10 35W

Required ceiling thickness - 9-15mm



12.5x12.5



NEW

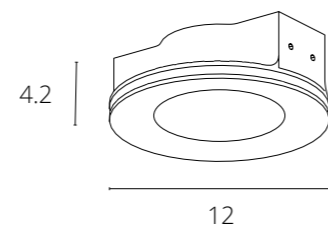
INVISIBLE

A9283PL-2WH WHITE GU10 2x35W

Required ceiling thickness - 9-15mm



27.5x12.5



NEW

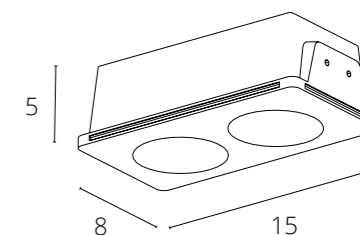
INVISIBLE

A9282PL-1WH WHITE GU10 35W

Required ceiling thickness - 9-15mm



12.5



NEW

INVISIBLE

A9286PL-2WH WHITE GU10 2x35W

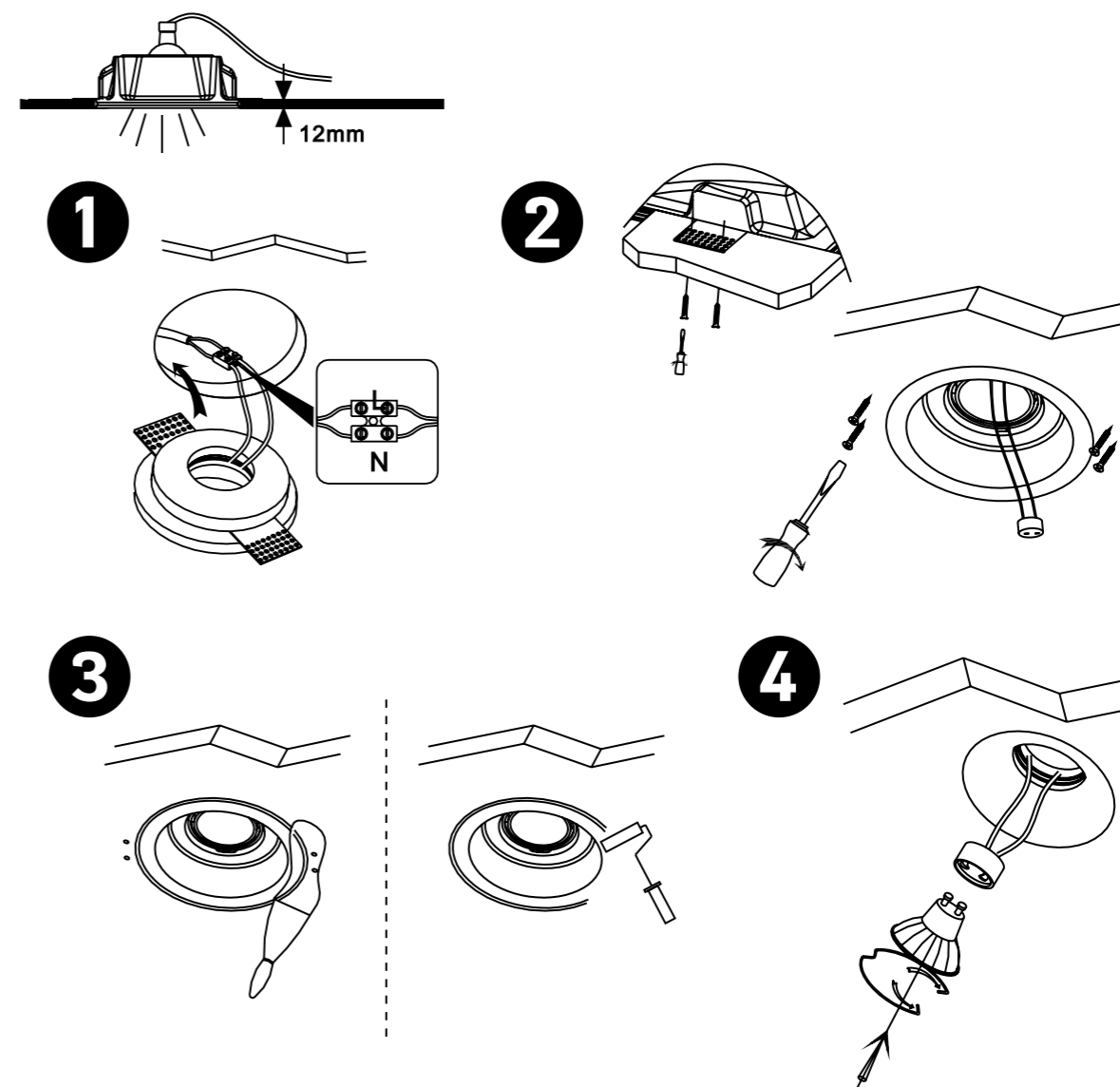
Required ceiling thickness - 9-15mm



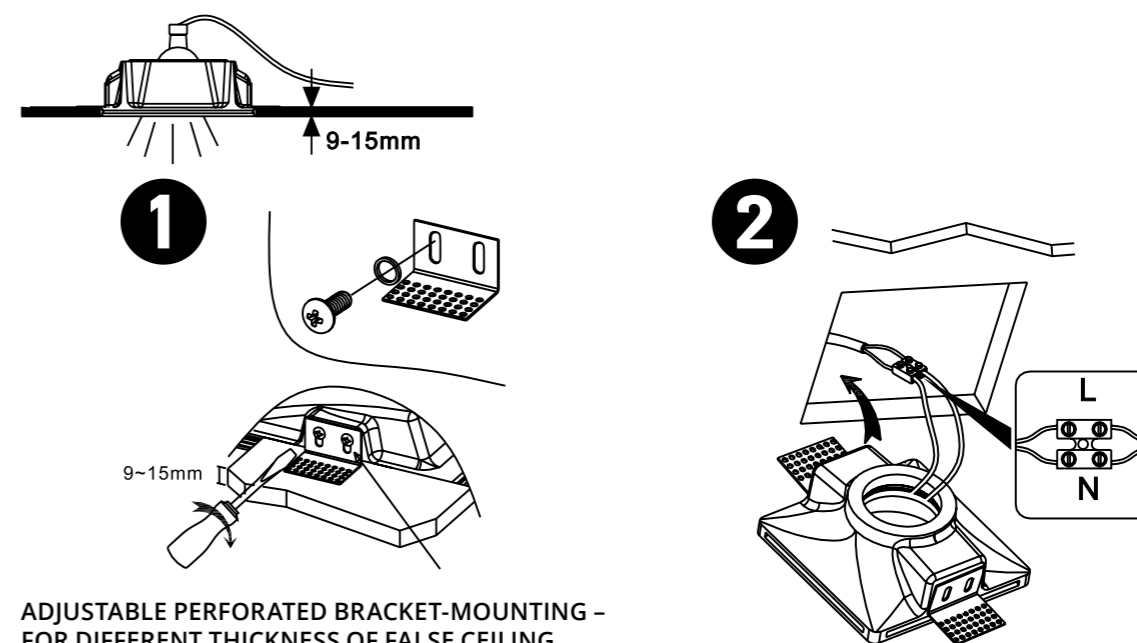
15.5x8.5



INVISIBLE INSTALLATION METHOD WITH A CEILING THICKNESS OF 12MM



INVISIBLE INSTALLATION METHOD WITH A CEILING THICKNESS OF 9-15MM




ADJUSTABLE PERFORATED BRACKET-MOUNTING - FOR DIFFERENT THICKNESS OF FALSE CEILING

UGR

UGR (Unified Glare Rating) indicator characterizes how dazzling the interior lighting is. Direct and reflected glare have a negative impact on vision. The lower the UGR value, the more comfortable the environment for perception.

The optimal indicator is $UGR < 19$.

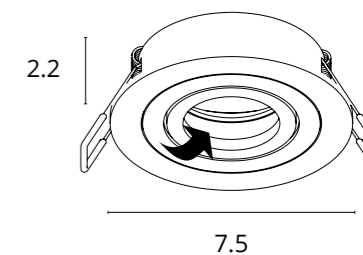


RECESSED LIGHTS



RECESSED LIGHTS LAMP-BASED

NEW



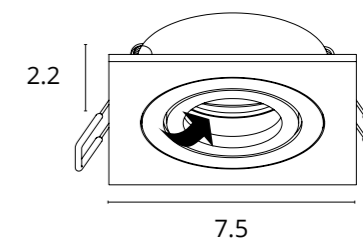
TARF MINI

A2067PL-1WH	WHITE	G5,3 35W
A2067PL-1BK	BLACK	G5,3 35W



Height of luminaire with module 5 cm
 Possibility to change the light source without dismantling the luminaire
 Recommended to use with LED module
 ORE MINI series or MR11 lamp

NEW

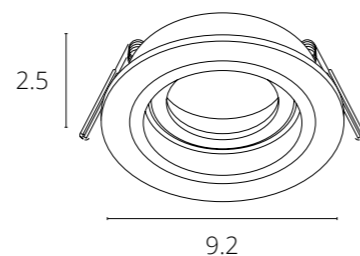


TARF MINI

A2068PL-1WH	WHITE	G5,3 35W
A2068PL-1BK	BLACK	G5,3 35W



Height of luminaire with module 5 cm
 Possibility to change the light source without dismantling the luminaire
 Recommended to use with LED module
 ORE MINI series or MR11 lamp

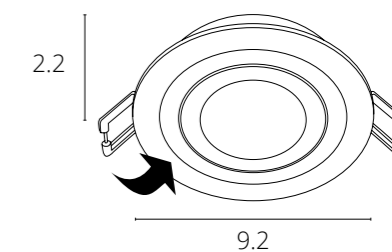


TARF

A2177PL-1WH	WHITE	GU10 35W
A2177PL-1BK	BLACK	GU10 35W



Height of luminaire with module 4,4 cm
Possibility to change the light source without dismantling the luminaire

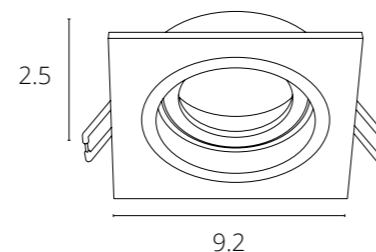


TARF

A2167PL-1WH	WHITE	GU10 50W
A2167PL-1BK	BLACK	GU10 50W



Height of luminaire with module 3,4 cm
Possibility to change the light source without dismantling the luminaire

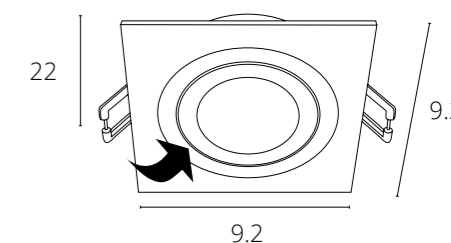


TARF

A2178PL-1WH	WHITE	GU10 35W
A2178PL-1BK	BLACK	GU10 35W



Height of luminaire with module 4,4 cm
Possibility to change the light source without dismantling the luminaire

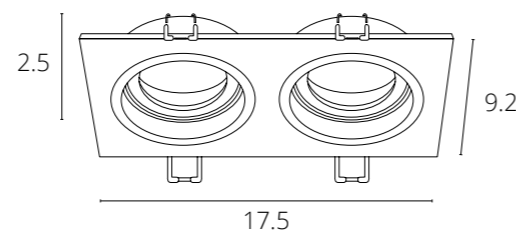


TARF

A2168PL-1WH	WHITE	GU10 50W
A2168PL-1BK	BLACK	GU10 50W

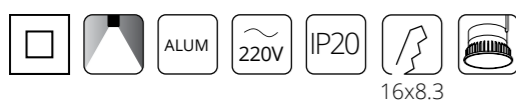


Height of luminaire with module 3,4 cm
Possibility to change the light source without dismantling the luminaire

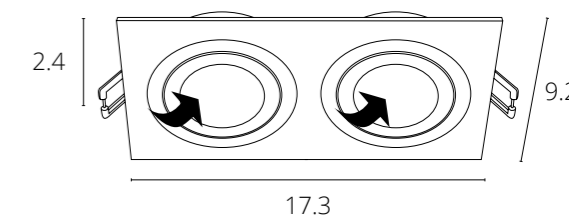


TARF

A2178PL-2WH	WHITE	GU10 2x35W
A2178PL-2BK	BLACK	GU10 2x35W



Height of luminaire with module 4,4 cm
Possibility to change the light source without dismantling the luminaire



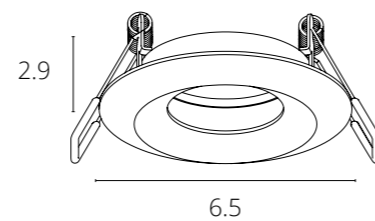
TARF

A2168PL-2WH	WHITE	GU10 2x50W
A2168PL-2BK	BLACK	GU10 2x50W



Height of luminaire with module 3,4 cm
Possibility to change the light source without dismantling the luminaire

NEW



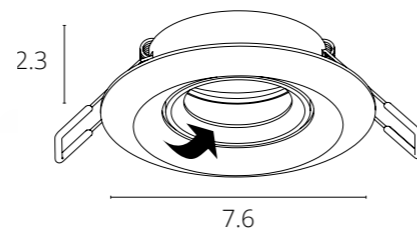
MIRA MINI

A2761PL-1WH	WHITE	G5,3 35W
A2761PL-1BK	BLACK	G5,3 35W



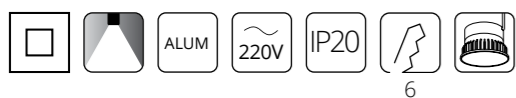
Height of luminaire with module 5 cm
Recommended for use with LED module
ORE MINI series or MR11 lamp

NEW

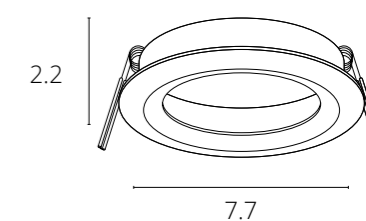


MIRA MINI

A2762PL-1WH	WHITE	G5,3 35W
A2762PL-1BK	BLACK	G5,3 35W



Height of luminaire with module 5,3 cm
Recommended for use with LED module
ORE MINI series or MR11 lamp

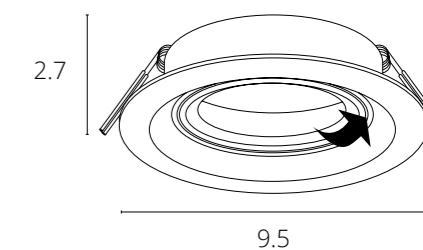


MIRA

A2861PL-1WH	WHITE	GU10 35W
A2861PL-1BK	BLACK	GU10 35W



Height of luminaire with module 3 cm



MIRA

A2862PL-1WH	WHITE	GU10 35W
A2862PL-1BK	BLACK	GU10 35W



Height of luminaire with module 3,5 cm





NEW

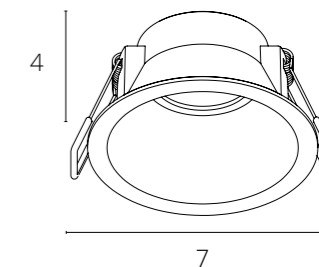
DASH MINI

A2764PL-1BK BLACK G5,3 35W

A2764PL-1WH WHITE G5,3 35W



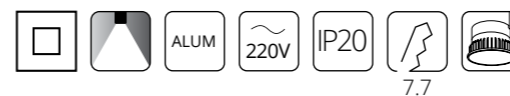
Height of luminaire with module 7,6 cm
Recommended for use with LED module
ORE MINI series or MR11 lamp



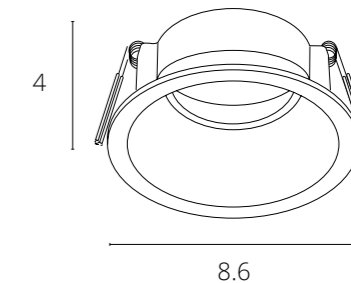
DASH

A2864PL-1WH WHITE GU10 35W


A2864PL-1BK BLACK GU10 35W







Height of luminaire with module 5,8 cm



DUCRE MINI



DUCRE



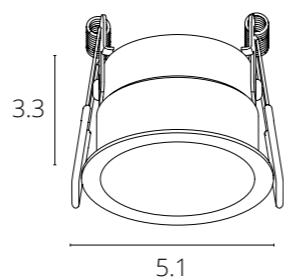

NEW

DUCRE MINI

A7093PL-1WH	WHITE	GU10 35W
A7093PL-1BK	BLACK	GU10 35W



Height of luminaire with module 7,3 cm
Recommended for use with LED module
ORE MINI series or MR11 lamp



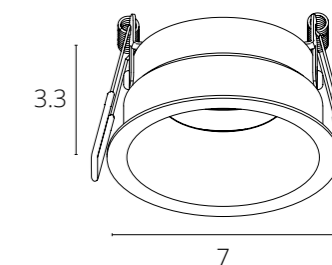

NEW

DUCRE

A8093PL-1WH	WHITE	GU10 35W
A8093PL-1BK	BLACK	GU10 35W



Height of luminaire with module 5,4 cm



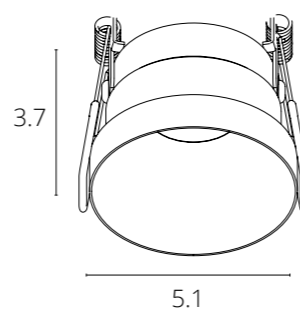
NEW

DUCRE MINI

A7094PL-1WH	WHITE	GU10 35W
A7094PL-1BK	BLACK	GU10 35W



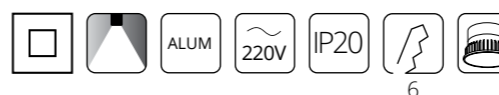
Height of luminaire with module 6,8 cm
Recommended for use with LED module
ORE MINI series or MR11 lamp



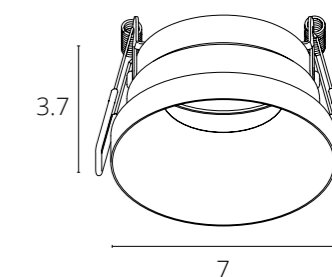
NEW

DUCRE

A8094PL-1WH	WHITE	GU10 35W
A8094PL-1BK	BLACK	GU10 35W



Height of luminaire with module 5 cm



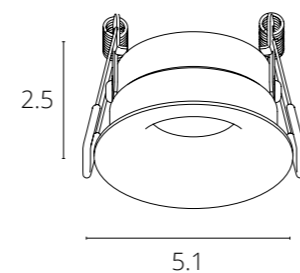

NEW

DUCRE MINI

A7095PL-1WH	WHITE	GU10 35W
A7095PL-1BK	BLACK	GU10 35W



Height of luminaire with module 6,6 cm
Recommended for use with LED module
ORE MINI series or MR11 lamp



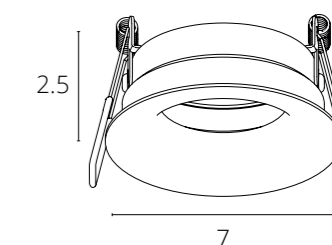

NEW

DUCRE

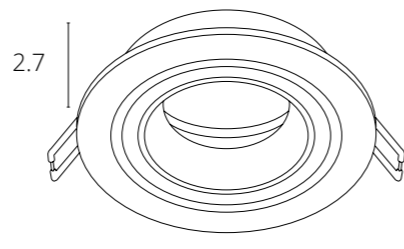
A8095PL-1WH	WHITE	GU10 35W
A8095PL-1BK	BLACK	GU10 35W



Height of luminaire with module 4,8 cm



NEW



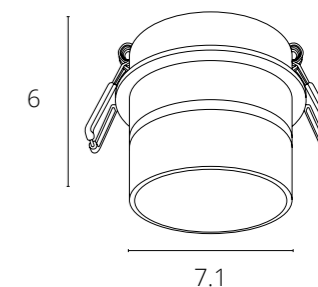
IMAI

A2464PL-1WH WHITE GU10 MAX 15W

A2464PL-1BK BLACK GU10 MAX 15W



Height of luminaire with module 4,7 cm
Possibility to change the light source without dismantling the luminaire



IMAI

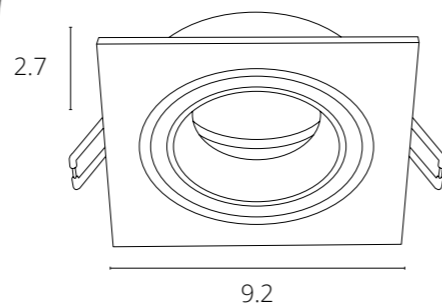
A2164PL-1WH WHITE GU10 MAX 15W

A2164PL-1BK BLACK GU10 MAX 15W



Height of luminaire with module 3,2 cm

NEW



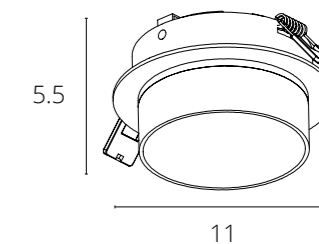
IMAI

A2465PL-1WH WHITE GU10 MAX 15W

A2465PL-1BK BLACK GU10 MAX 15W



Height of luminaire with module 4,7 cm
Possibility to change the light source without dismantling the luminaire




IMAI

A2264PL-1WH WHITE GX53 MAX 15W

A2264PL-1BK BLACK GX53 MAX 15W

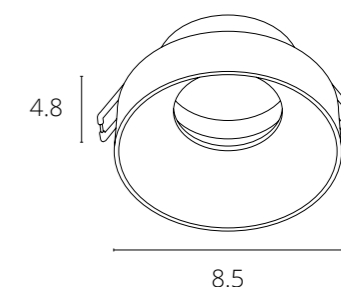




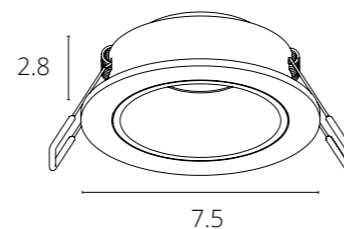
NEW

RAMO

A1240PL-1BK	BLACK	GU10 35W
A1240PL-1WH	WHITE	GU10 35W
A1240PL-1SG	MATTE GOLD	GU10 35W



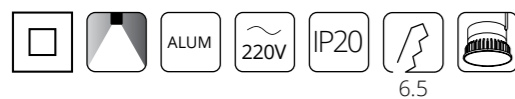
Height of luminaire with module 3,2 cm



NEW


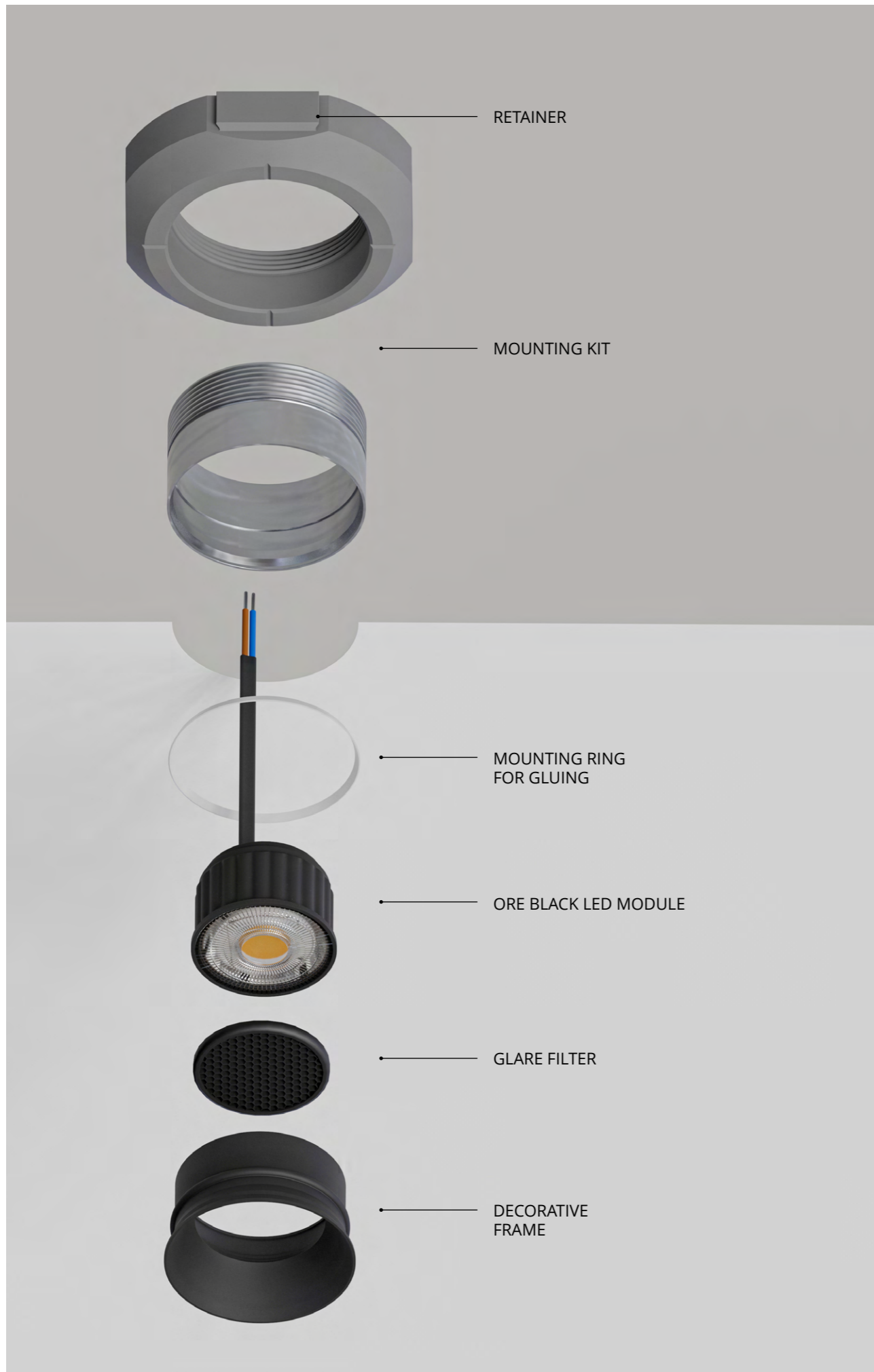
ACT MINI

A3536PL-1WH	WHITE	G5,3 35W
A3536PL-1BK	BLACK	G5,3 35W



Height of luminaire with module 6,3 cm
Recommended for use with LED module
ORE MINI series or MR11 lamp





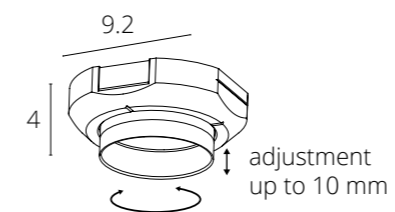
NEW

INTER MOUNTING KIT

A300105 WHITE



Installed in a stretch ceiling (PVC)
Adjustable to the ceiling level.
Included antiglare filter, GU10 base.
Recommended for use with ORE LEED module



NEW

INTER DECORATIVE FRAME

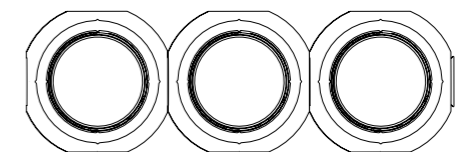
A3010PL-1WH WHITE


A3010PL-1BK BLACK

A3010PL-1SG MATTE GOLD



Mounting kits are assembled into a single
in a straight line by means of clips





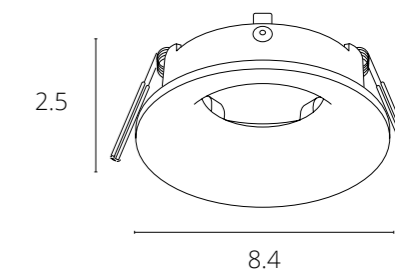
CORNO

A2863PL-1WH WHITE GU10 35W

A2863PL-1BK BLACK GU10 35W



Height of luminaire with module 5 cm



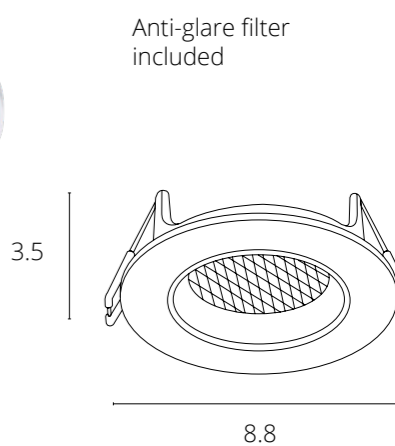
FUJI

A2865PL-1WH WHITE GU10 MAX 15W

A2865PL-1BK BLACK GU10 MAX 15W

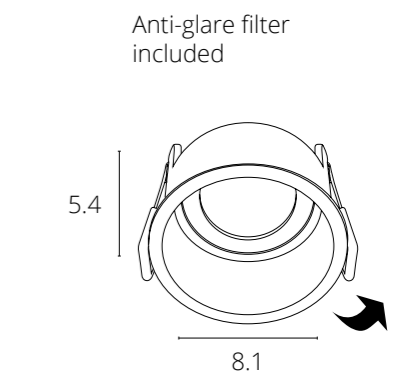



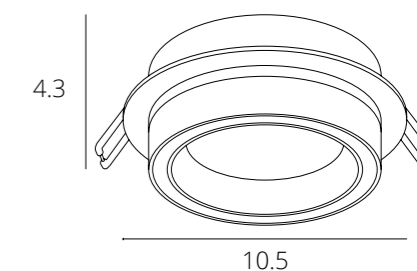
Height of luminaire with module 4 cm



KANG

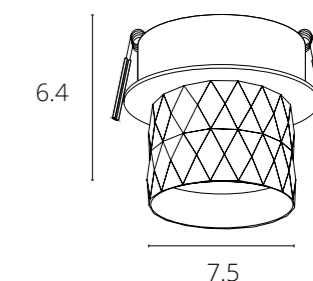
A2163PL-1WH WHITE GU10 50W





ATIK

A4513PL-1WH	WHITE	GX53 MAX 15W
A4513PL-1BK	BLACK	GX53 MAX 15W

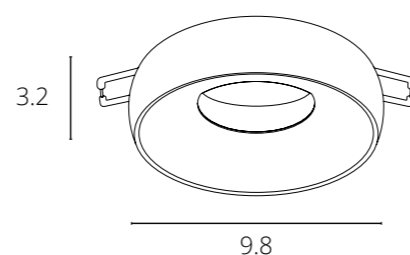


FANG

A5562PL-1WH	WHITE	GU10 35W
A5562PL-1BK	BLACK	GU10 35W

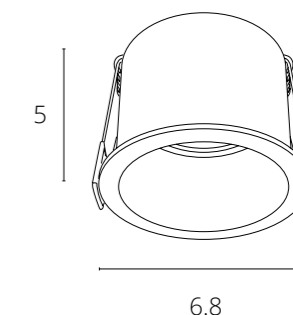


Height of luminaire with module 3,5 cm



HEZE

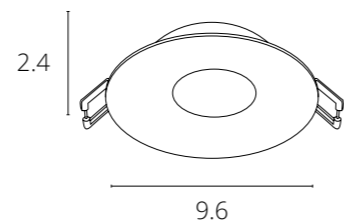
A6665PL-1WH	WHITE	GU10 50W
A6665PL-1BK	BLACK + WHITE	GU10 50W
A6665PL-1CC	CHROME + WHITE	GU10 50W
A6666PL-1BK	BLACK + MATTE GOLD	GU10 50W



CAPH

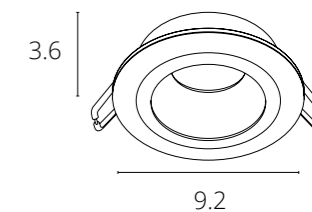
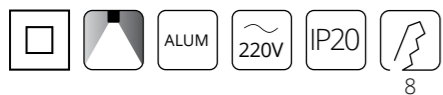
A2165PL-1WH	WHITE + GOLD	GU10 50W
A2165PL-1BK	BLACK + GOLD	GU10 50W





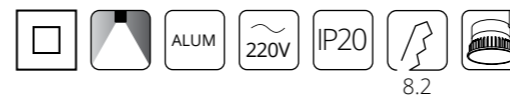
FULU

A2169PL-1WH WHITE GU10 50W

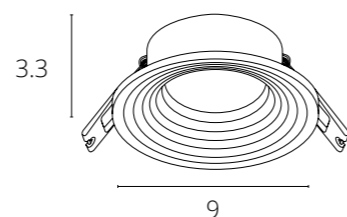


ALKES

A2161PL-1WH WHITE GU10 50W

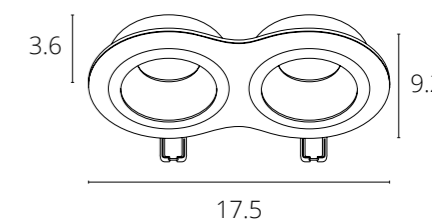


Height of luminaire with module 6 cm
Possibility to change the light source without dismantling the luminaire



ANSER

A2160PL-1WH WHITE GU10 50W

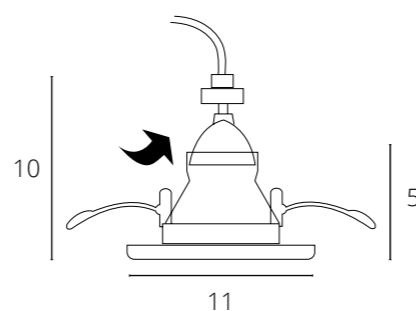


ALKES

A2161PL-2WH WHITE GU10 2x50W



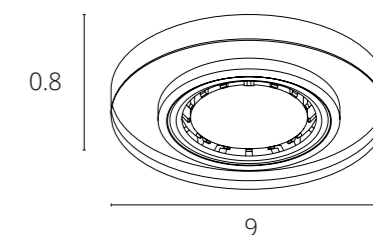
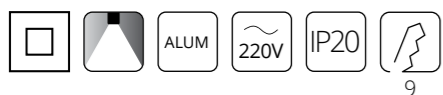
Height of luminaire with module 6 cm
Possibility to change the light source without dismantling the luminaire



TAURUS

A6663PL-1WH WHITE GU10 50W

A6663PL-1BK BLACK + WHITE GU10 50W



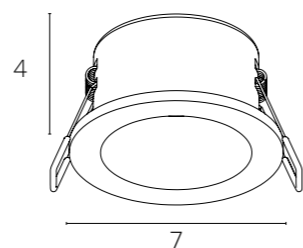
CURSA

A2166PL-1WH WHITE GU10 50W

A2166PL-1BK BLACK GU10 50W



NEW



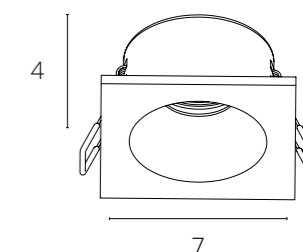
HELM MINI

A2859PL-1WH	WHITE	G5,3 35W
A2859PL-1BK	BLACK	G5,3 35W



Height of luminaire with module 7,6 cm
Recommended for use with LED module
ORE MINI series or MR11 lamp

NEW



HELM MINI

A2858PL-1WH	WHITE	G5,3 35W
A2858PL-1BK	BLACK	G5,3 35W



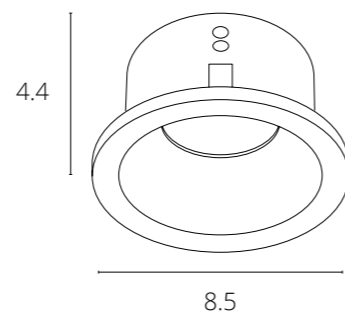
Height of the luminaire with module 7,6 cm.
Recommended for use with LED module
ORE MINI series or MR11 lamp

HELM

A2869PL-1WH	WHITE	GU10 35W
A2869PL-1BK	BLACK	GU10 35W



Height of luminaire with module 5,7 cm

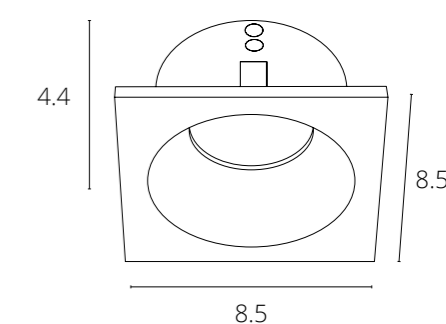


HELM

A2868PL-1WH	WHITE	G5,3 35W
A2868PL-1BK	BLACK	G5,3 35W



Height of luminaire with module 5,7 cm

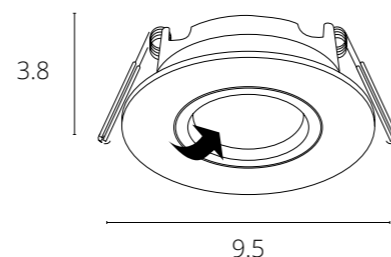


GIRO

A2867PL-1WH	WHITE	GU10 35W
A2867PL-1BK	BLACK	GU10 35W



Height of luminaire with module 3,8 cm

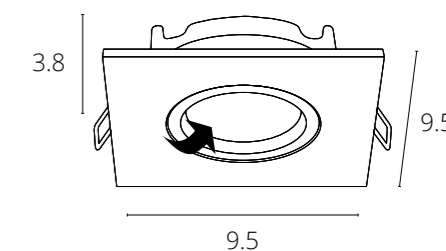


GIRO

A2866PL-1WH	WHITE	GU10 35W
A2866PL-1BK	BLACK	GU10 35W



Height of luminaire with module 3,8 cm





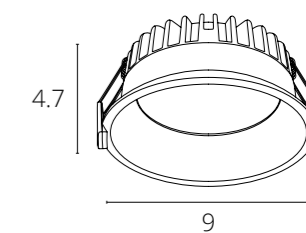
RECESSED LED LIGHTS



NEW

FRAME

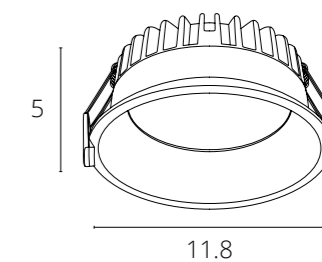
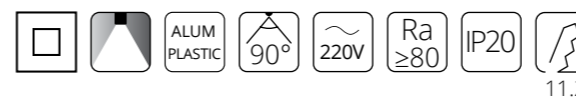
A7793PL-1WH	WHITE	LED 7W	650 Lm	3000 K
A7993PL-1WH	WHITE	LED 7W	650 Lm	4000 K



NEW

FRAME

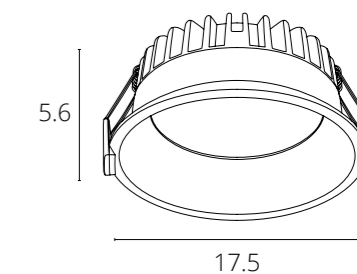
A7794PL-1WH	WHITE	LED 12W	650 Lm	3000 K
A7994PL-1WH	WHITE	LED 12W	650 Lm	4000 K

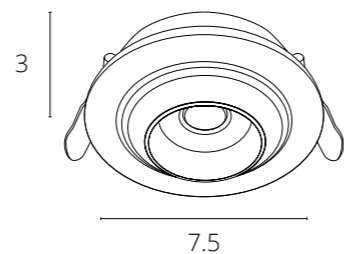


NEW

FRAME

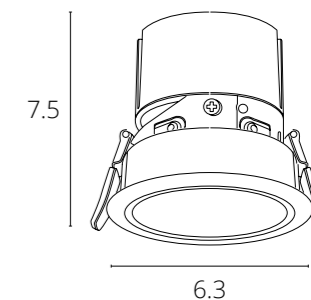
A7795PL-1WH	WHITE	LED 20W	650 Lm	3000 K
A7995PL-1WH	WHITE	LED 20W	650 Lm	4000 K





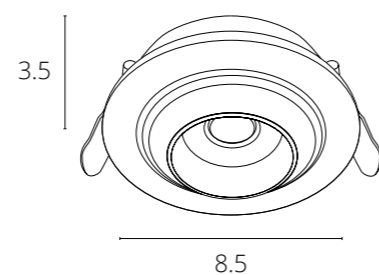
UVA

A3317PL-1WH WHITE LED 7W 600 Lm 4000 K



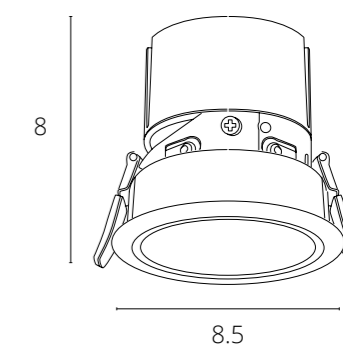
SCROLL

A3311PL-1WH WHITE LED 7W 650 Lm 4000 K



UVA

A3318PL-1WH WHITE LED 10W 950 Lm 4000 K



SCROLL

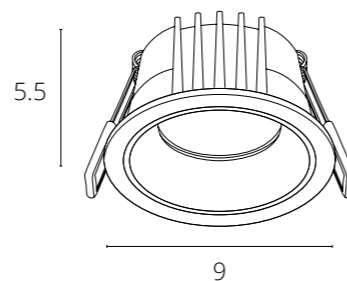
A3312PL-1WH WHITE LED 12W 1050 Lm 4000 K





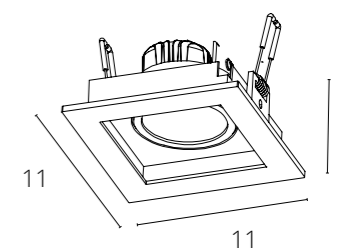
CHES

A3313PL-1WH WHITE LED 9W 700 Lm 4000 K




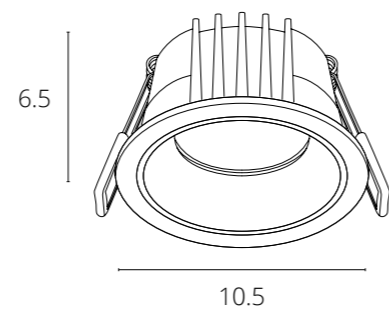
GRADO

A2705PL-1WH WHITE LED 5W 350 Lm 4200 K



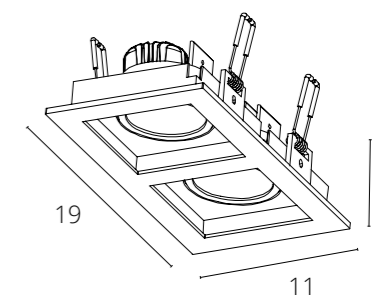
CHES

A3314PL-1WH WHITE LED 15W 1100 Lm 4000 K



GRADO

A2710PL-2WH WHITE LED 2x5W 600 Lm 4200 K



PULSE RATIO

The pulse ratio of the luminous flux is a value that characterizes the degree of periodic unevenness of the luminous flux of a light source. It is measured in percent and shows how much the level of illumination pulsates around the average value. A low level of pulsation has a beneficial effect on vision. The lower the percentage of pulsation, the higher the quality of lighting.

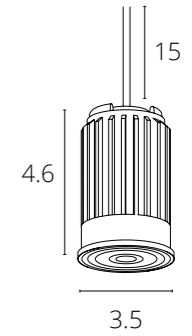
ARTE Lamp modules have a dimming depth ranging from 20% to 100% on TRIAC with a safe level of pulsation less than 5%.



LIGHT SOURCES



NEW



ORE MINI

A22370-3K	WHITE	LED 7W	650 Lm	3000 K	30°
A22370-4K	WHITE	LED 7W	700 Lm	4000 K	30°




The isolated IC driver guarantees a safe level of ripple in both dimmable, and non-dimmable modules



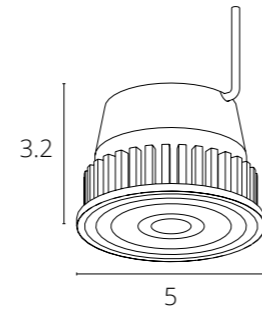
The modules have a dimming depth ranging from 20% to 100% TRIAC with a safe ripple level of less than 5%



According to the results of testing of LED modules TM ARTE Lamp in independent laboratories, the ripple factor is < 1%. LED modules are safe for eyes



NEW



ORE

A22070-3K	WHITE	LED 7W	750 Lm	3000 K	36°
A22070-4K	WHITE	LED 7W	800 Lm	4000 K	36°
A22270-3K	WHITE	LED 7W	750 Lm	3000 K	36°
A22270-4K	WHITE	LED 7W	800 Lm	4000 K	36°
A22070-5K	WHITE	LED 7W	800 Lm	5000 K	36°

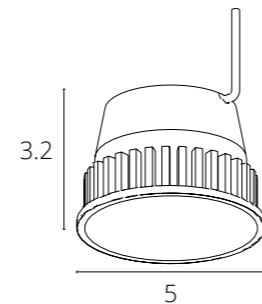


ORE

A22071-3K	WHITE	LED 7W	700 Lm	3000 K	36°
A22071-4K	WHITE	LED 7W	750 Lm	4000 K	36°




NEW



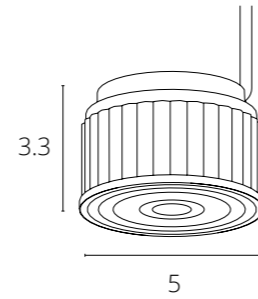
ORE

A23070-3K	WHITE	LED 7W	600 Lm	3000 K	110°
A23070-4K	WHITE	LED 7W	650 Lm	4000 K	110°



Compared to classic MR16 lamps, LED modules allow you to maintain the height of the ceiling. High-quality optics evenly distributes the light flux from the LED. COB LEDs provide high luminous flux and color rendering. The module housing made of ceramic and flame retardant plastic guarantees long life. LED modules are safe for the eyes, the ripple rate is less than 5%. One LED module can replace up to three standard bulbs.

NEW

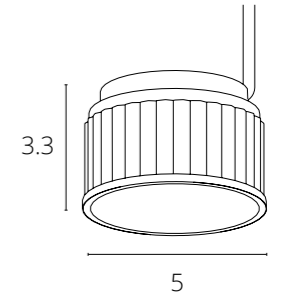


ORE

A22090-3K	WHITE	LED 9W	900 Lm	3000 K	36°
A22090-4K	WHITE	LED 9W	950 Lm	4000 K	36°
A22190-3K	WHITE	LED 9W	900 Lm	3000 K	60°
A22190-4K	WHITE	LED 9W	950 Lm	4000 K	60°
A22190-5K	WHITE	LED 9W	1000 Lm	5000 K	60°



NEW

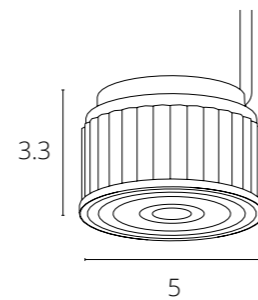


ORE

A23090-3K	WHITE	LED 9W	750 Lm	3000 K	110°
A23090-4K	WHITE	LED 9W	800 Lm	4000 K	110°



NEW

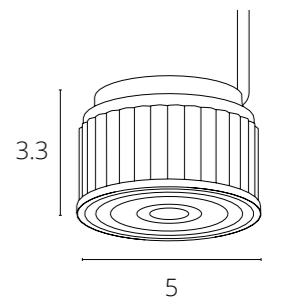


ORE

A22091-3K	WHITE	LED 9W	850 Lm	3000 K	36°
A22091-4K	WHITE	LED 9W	900 Lm	4000 K	36°
A22191-3K	WHITE	LED 9W	850 Lm	3000 K	60°
A22191-4K	WHITE	LED 9W	900 Lm	4000 K	60°



NEW



ORE BLACK

A24190-3K	BLACK	LED 9W	900 Lm	3000 K	60°
A24190-4K	BLACK	LED 9W	950 Lm	4000 K	60°



OPTIMA

OPTIMA magnetic track system is an innovative solution for modern and sleek interiors. A distinctive feature of the system is its height – in INSTYLE track systems, OPTIMA series is the most compact, with a track height of only 25 mm.



OPTIMA 48V
MAGNETIC TRACK SYSTEM



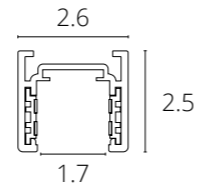


SURFACE TRACK

A720133	WHITE	1 meter
A720233	WHITE	2 meters
A720333	WHITE	3 meters
A720106	BLACK	1 meter
A720206	BLACK	2 meters
A720306	BLACK	3 meters



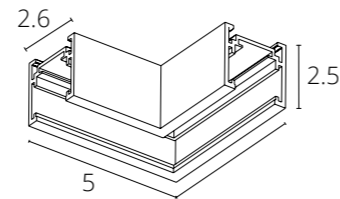
Magnetic surface track system
Plastic screen and end-caps
A741106 / A741133 included



ANGULAR CONNECTOR

A740633	WHITE
A740606	BLACK

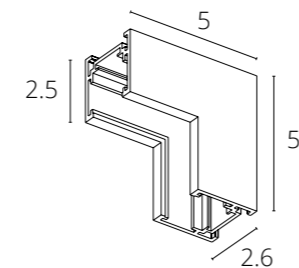
Angular connector for surface magnetic track



ANGULAR CONNECTOR

A740733	WHITE
A740706	BLACK

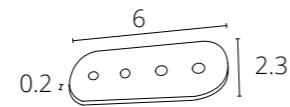
Internal angular connector for surface magnetic track



CONNECTOR

A740533	WHITE
A740506	BLACK

Straight connector for surface and suspended magnetic track is used for mechanical connection of tracks



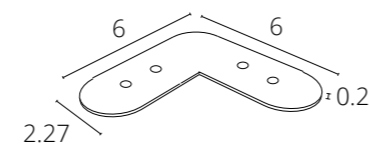
NEW



CONNECTOR

A745533	WHITE
A745506	BLACK

Angular connector for surface and suspended magnetic track is used for mechanical connection of tracks



NEW

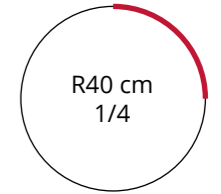
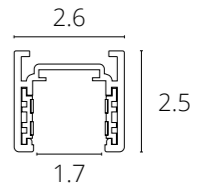


SURFACE TRACK RADIUS

A721406	BLACK
---------	-------



Magnetic radius track, 1/4 segment for creating various shapes interior



NEW

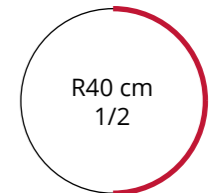
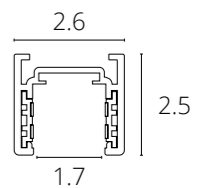


SURFACE TRACK RADIUS

A721206	BLACK
---------	-------



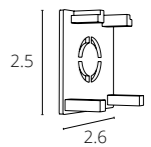
Magnetic radius track, 1/2 segment for creating various shapes interior



END-CAP

A741133	WHITE
A741106	BLACK

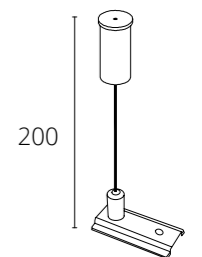
End-cap for OPTIMA surface and suspended magnetic track
2 pcs. included




SUSPENSION

A741033	WHITE	2 meters
A741006	BLACK	2 meters

Suspension for surface magnetic track
2 pcs. included



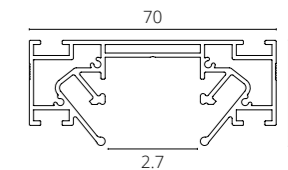
NEW

**STRETCH CEILING PROFILE**

A722205	GRAY	2 meters
A723305	GRAY	3 meters

ALUM

Profile for mounting OPTIMA magnetic surface track in stretch ceiling (PVC)

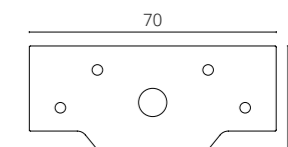


NEW

**END-CAP**


A721005E	GRAY
-----------------	------


Profile end-cap A722205, A723305
2 plugs, 8 self-tapping screws included

**CONNECTOR**

A641105I	GRAY
-----------------	------

Straight connector for stretch ceiling profiles
Fits A722205, A723305
2 connectors, 4 screws included


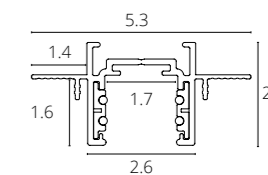


**RECESSED TRACK**

A730133	WHITE	1 meter
A730233	WHITE	2 meters
A730333	WHITE	3 meters
A730106	BLACK	1 meter
A730206	BLACK	2 meters
A730306	BLACK	3 meters

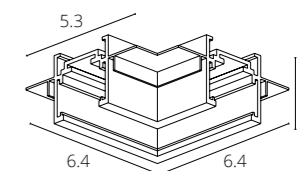


Recessed magnetic track for 12.5 mm thin GWB
Plastic screen, A741106/A741133 end-caps, 2 plastic
inserts that simplify finishing work included

**ANGULAR CONNECTOR**

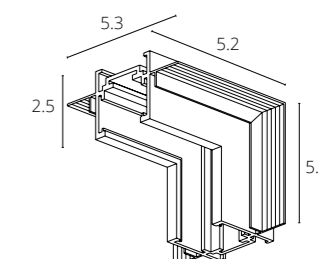
A731633	WHITE
A731606	BLACK

Angular connector for recessed magnetic track

**ANGULAR CONNECTOR**

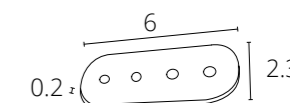
A731733	WHITE
A731706	BLACK

Internal angular connector
for recessed magnetic track

**CONNECTOR**

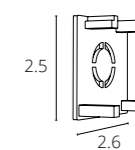
A740533	WHITE
A740506	BLACK

Straight connector for surface and
recessed magnetic track is used for
mechanical connection of tracks

**END-CAP**

A741133	WHITE
A741106	BLACK

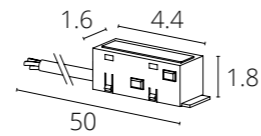
End-cap for OPTIMA surface and recessed
magnetic track
2 pcs. included



NEW

**POWER INPUT CONNECTOR**

A740133	WHITE	0,5 meters
A740106	BLACK	0,5 meters
A740133N ^{2.0}	WHITE	0,5 meters
A740106N ^{2.0}	BLACK	0,5 meters

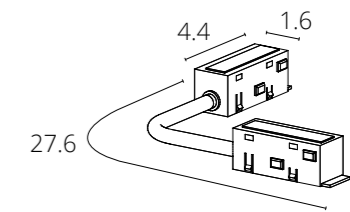


NEW

**FLEXIBLE CONNECTOR**

A740433	WHITE
A740406	BLACK
A740433N ^{2.0}	WHITE
A740406N ^{2.0}	BLACK

Used to transfer power when connecting the track at an angle of 90°



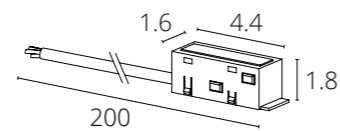
NEW

**POWER INPUT CONNECTOR**

A740233	WHITE	2 meters
A740206	BLACK	2 meters
A740233N ^{2.0}	WHITE	2 meters
A740206N ^{2.0}	BLACK	2 meters



Used with a suspended track

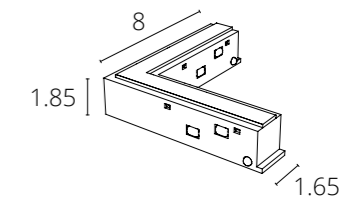


NEW

**ANGULAR CONNECTOR**

A744433	WHITE
A744406	BLACK

Used to transfer power when connecting the track at an angle of 90°

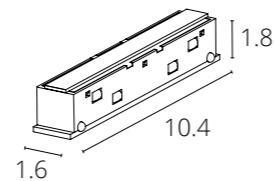


NEW

**STRAIGHT CONNECTOR**

A740333N ^{2.0}	WHITE
A740306N ^{2.0}	BLACK

Used to transfer power when the track is connected in series

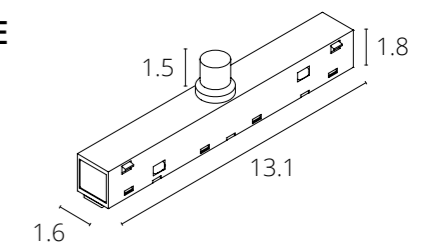


NEW

**ADAPTER TO MAGNETIC SURFACE TRACK FOR 0/1-10V CONTROL**

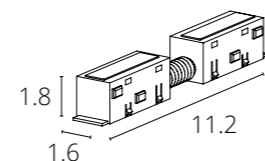
A749906	BLACK
---------	-------

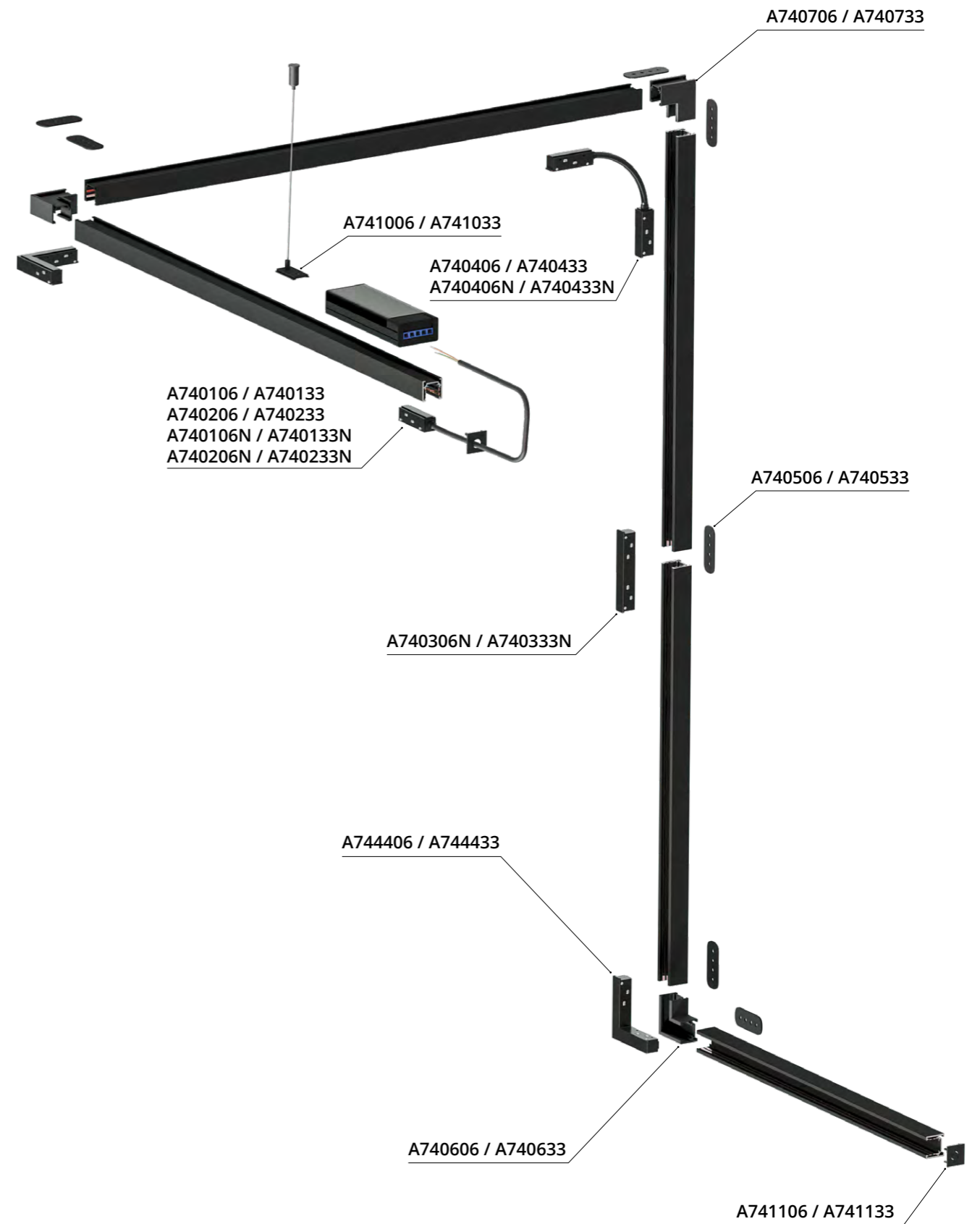
Used for dimming 0/1-10V luminaires. Suitable for LINEA and OPTIMA series

**STRAIGHT CONNECTOR**

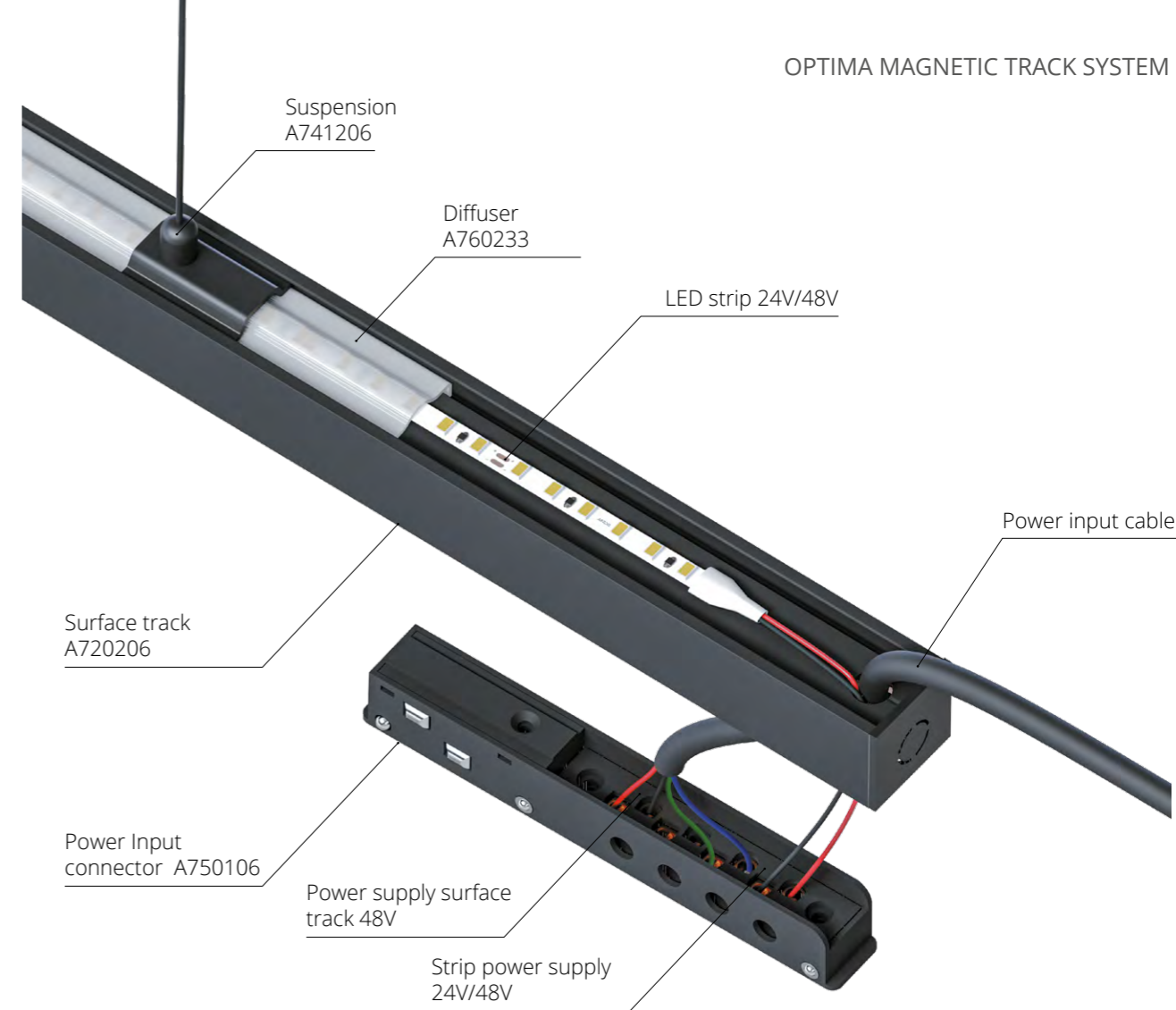
A740333	WHITE
A740306	BLACK

Used to transfer power when the track is connected in series





OPTIMA MAGNETIC SURFACE TRACK WITH UPLIGHT



OPTIMA STANDARD MAGNETIC SURFACE TRACK

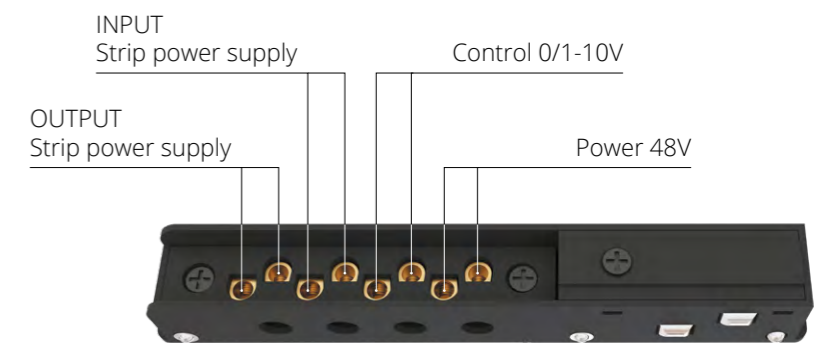


NEW

CONNECTOR INPUT
POWER SUPPLY FOR
UPLIGHT

A750133	WHITE
A750106	BLACK

Used for separate connection of LED strip and luminaires in UPLIGHT track system



NEW

SUSPENSION

A741233	WHITE	2 meters
A741206	BLACK	2 meters

Suspension for UPLIGHT diffuser for OPTIMA surface track system
2 pcs. included



NEW

DIFFUSER

A760233	WHITE	2 meters
---------	-------	----------

UPLIGHT Matte diffuser



NEW



SINGLE-LEVEL THROUGH RACK

A752006I BLACK

To create various UPLIGHT lighting figures in the interior with the OPTIMA surface track system

NEW



SINGLE-LEVEL RACK CORNER

A752106L BLACK

To create various UPLIGHT lighting figures in the interior with the OPTIMA surface track system

NEW



TWO-TIER RACK THROUGH

A754006I BLACK

To create various UPLIGHT lighting figures in the interior with the OPTIMA surface track system

NEW

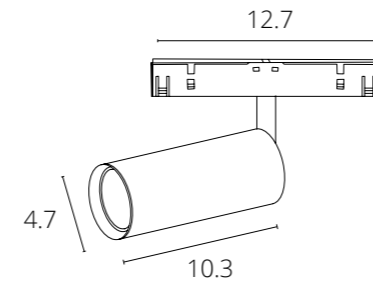
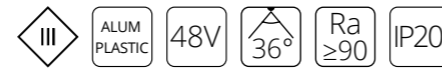



TWO-TIER CORNER STAND

A754106L BLACK

To create various UPLIGHT lighting figures in the interior with the OPTIMA surface track system

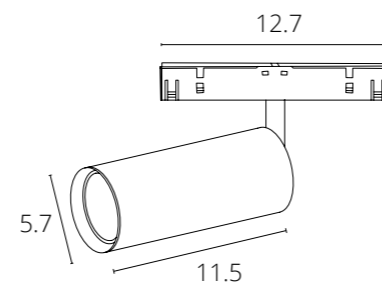
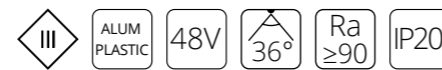


**OPTIMA**

A7260PL-1WH	WHITE	LED 8W	830 Lm	4000 K
A7280PL-1WH	WHITE	LED 8W	830 Lm	3000 K
A7260PL-1BK	BLACK	LED 8W	830 Lm	4000 K
A7280PL-1BK	BLACK	LED 8W	830 Lm	3000 K

NEW**OPTIMA with control system**

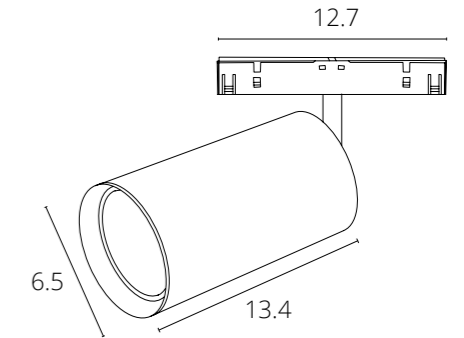

A7470PL-1BK	BLACK	LED 8W	0/1-10V	830 Lm	4000 K
A7490PL-1BK	BLACK	LED 8W	0/1-10V	830 Lm	3000 K
A7360PL-1BK	BLACK	LED 8W	Smart Life®	830 Lm	4000 K
A7380PL-1BK	BLACK	LED 8W	Smart Life®	830 Lm	3000 K

**OPTIMA**

A7261PL-1WH	WHITE	LED 12W	1300 Lm	4000 K
A7281PL-1WH	WHITE	LED 12W	1300 Lm	3000 K
A7261PL-1BK	BLACK	LED 12W	1300 Lm	4000 K
A7281PL-1BK	BLACK	LED 12W	1300 Lm	3000 K

NEW**OPTIMA with control system**

A7471PL-1BK	BLACK	LED 12W	0/1-10V	1300 Lm	4000 K
A7491PL-1BK	BLACK	LED 12W	0/1-10V	1300 Lm	3000 K
A7361PL-1BK	BLACK	LED 12W	Smart Life®	1300 Lm	4000 K
A7381PL-1BK	BLACK	LED 12W	Smart Life®	1300 Lm	3000 K

**OPTIMA**

A7262PL-1WH	WHITE	LED 16W	1800 Lm	4000 K
A7282PL-1WH	WHITE	LED 16W	1800 Lm	3000 K
A7262PL-1BK	BLACK	LED 16W	1800 Lm	4000 K
A7282PL-1BK	BLACK	LED 16W	1800 Lm	3000 K

NEW**OPTIMA with control system**

A7472PL-1BK	BLACK	LED 16W	0/1-10V	1800 Lm	4000 K
A7492PL-1BK	BLACK	LED 16W	0/1-10V	1800 Lm	3000 K
A7362PL-1BK	BLACK	LED 16W	Smart Life®	1800 Lm	4000 K
A7382PL-1BK	BLACK	LED 16W	Smart Life®	1800 Lm	3000 K

App Smart Life®





NEW

OPTIMA

A7269PL-1BK	WHITE	LED 8W	830 Lm	4000 K
A7289PL-1WH	WHITE	LED 8W	830 Lm	3000 K
A7269PL-1BK	BLACK	LED 8W	830 Lm	4000 K
A7289PL-1BK	BLACK	LED 8W	830 Lm	3000 K

OPTIMA with control system

A7369PL-1BK	BLACK	LED 8W	Smart Life®	830 Lm	4000 K
A7389PL-1BK	BLACK	LED 8W	Smart Life®	830 Lm	3000 K



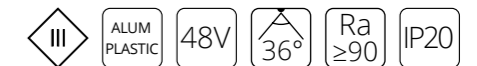
NEW

OPTIMA

A7270PL-1WH	WHITE	LED 12W	1300 Lm	4000 K
A7290PL-1WH	WHITE	LED 12W	1300 Lm	3000 K
A7270PL-1BK	BLACK	LED 12W	1300 Lm	4000 K
A7290PL-1BK	BLACK	LED 12W	1300 Lm	3000 K

OPTIMA with control system

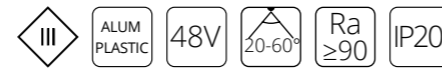
A7370PL-1BK	BLACK	LED 12W	Smart Life®	1300 Lm	4000 K
A7390PL-1BK	BLACK	LED 12W	Smart Life®	1300 Lm	3000 K



NEW

OPTIMA

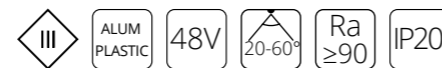
A7260PL-2BK	BLACK	LED 2x8W	1660 Lm	4000 K
A7280PL-2BK	BLACK	LED 2x8W	1660 Lm	3000 K



NEW

OPTIMA

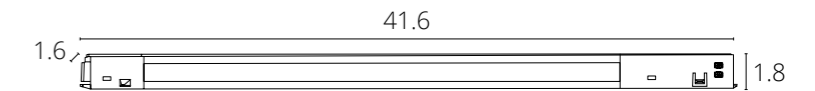
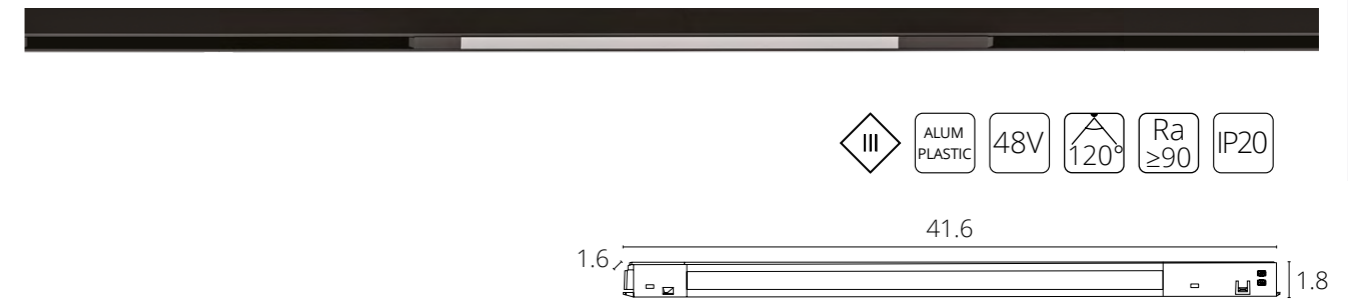
A7275PL-1WH	WHITE	LED 8W	830 Lm	4000 K
A7295PL-1WH	WHITE	LED 8W	830 Lm	3000 K
A7275PL-1BK	BLACK	LED 8W	830 Lm	4000 K
A7295PL-1BK	BLACK	LED 8W	830 Lm	3000 K



NEW

OPTIMA

A7276PL-1WH	WHITE	LED 12W	1300 Lm	4000 K
A7296PL-1WH	WHITE	LED 12W	1300 Lm	3000 K
A7276PL-1BK	BLACK	LED 12W	1300 Lm	4000 K
A7296PL-1BK	BLACK	LED 12W	1300 Lm	3000 K



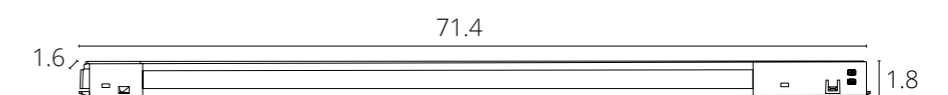
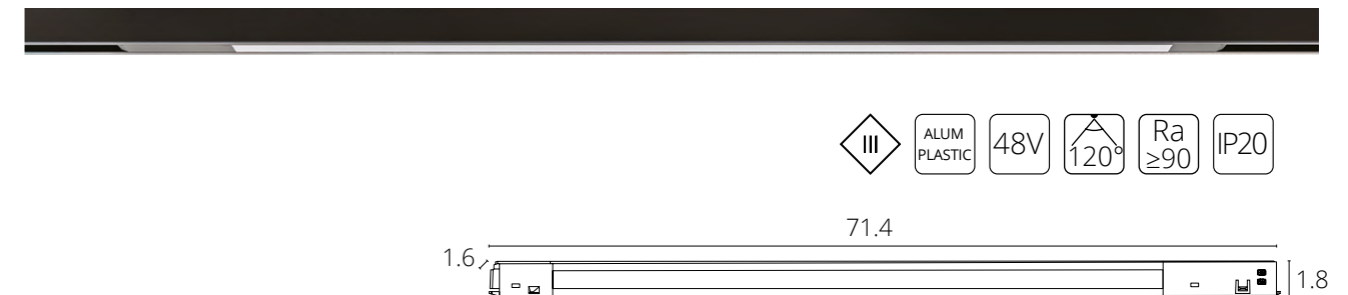
OPTIMA

A7263PL-1WH	WHITE	LED 10W	420 Lm	4000 K
A7283PL-1WH	WHITE	LED 10W	420 Lm	3000 K
A7263PL-1BK	BLACK	LED 10W	420 Lm	4000 K
A7283PL-1BK	BLACK	LED 10W	420 Lm	3000 K

NEW

OPTIMA with control system

A7473PL-1BK	BLACK	LED 10W	0/1-10V	830 Lm	4000 K
A7493PL-1BK	BLACK	LED 10W	0/1-10V	830 Lm	3000 K
A7363PL-1BK	BLACK	LED 10W	Smart Life®	830 Lm	4000 K
A7383PL-1BK	BLACK	LED 10W	Smart Life®	830 Lm	3000 K



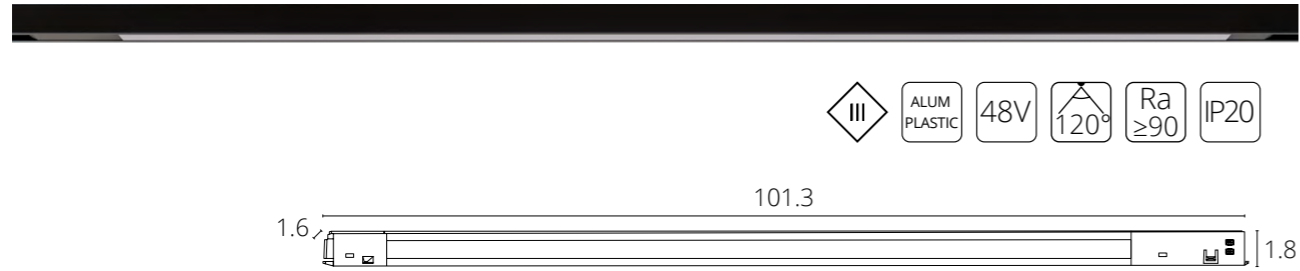
OPTIMA

A7264PL-1WH	WHITE	LED 20W	850 Lm	4000 K
A7284PL-1WH	WHITE	LED 20W	850 Lm	3000 K
A7264PL-1BK	BLACK	LED 20W	850 Lm	4000 K
A7284PL-1BK	BLACK	LED 20W	850 Lm	3000 K

NEW

OPTIMA with control system

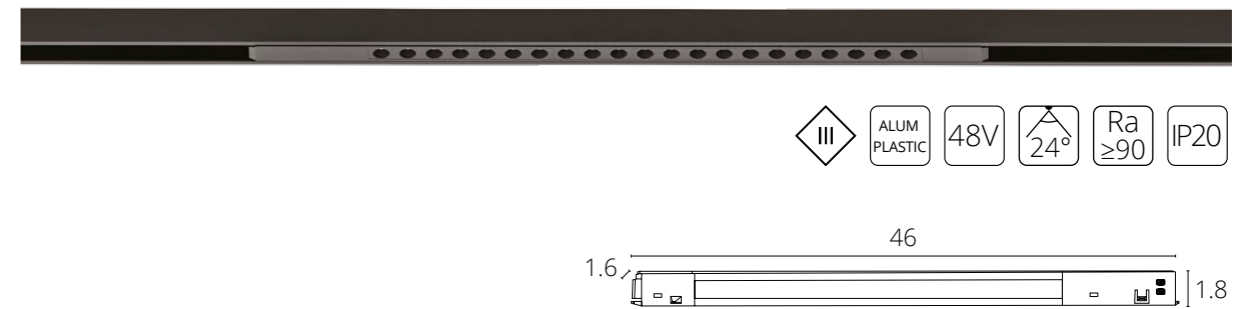
A7474PL-1BK	BLACK	LED 20W	0/1-10V	830 Lm	4000 K
A7494PL-1BK	BLACK	LED 20W	0/1-10V	830 Lm	3000 K
A7364PL-1BK	BLACK	LED 20W	Smart Life®	830 Lm	4000 K
A7384PL-1BK	BLACK	LED 20W	Smart Life®	830 Lm	3000 K

**OPTIMA**

A7265PL-1WH	WHITE	LED 30W	1450 Lm	4000 K
A7285PL-1WH	WHITE	LED 30W	1450 Lm	3000 K
A7265PL-1BK	BLACK	LED 30W	1450 Lm	4000 K
A7285PL-1BK	BLACK	LED 30W	1450 Lm	3000 K

NEW**OPTIMA with control system**

A7475PL-1BK	BLACK	LED 30W	0/1-10V	830 Lm	4000 K
A7495PL-1BK	BLACK	LED 30W	0/1-10V	830 Lm	3000 K
A7365PL-1BK	BLACK	LED 30W	Smart Life®	830 Lm	4000 K
A7385PL-1BK	BLACK	LED 30W	Smart Life®	830 Lm	3000 K

**OPTIMA**

A7267PL-1WH	WHITE	LED 18W	1250 Lm	4000 K
A7287PL-1WH	WHITE	LED 18W	1250 Lm	3000 K
A7267PL-1BK	BLACK	LED 18W	1250 Lm	4000 K
A7287PL-1BK	BLACK	LED 18W	1250 Lm	3000 K

NEW**OPTIMA with control system**


A7477PL-1BK	BLACK	LED 18W	0/1-10V	830 Lm	4000 K
A7497PL-1BK	BLACK	LED 18W	0/1-10V	830 Lm	3000 K
A7367PL-1BK	BLACK	LED 18W	Smart Life®	830 Lm	4000 K
A7387PL-1BK	BLACK	LED 18W	Smart Life®	830 Lm	3000 K

**OPTIMA**

A7266PL-1WH	WHITE	LED 12W	850 Lm	4000 K
A7286PL-1WH	WHITE	LED 12W	850 Lm	3000 K
A7266PL-1BK	BLACK	LED 12W	850 Lm	4000 K
A7286PL-1BK	BLACK	LED 12W	850 Lm	3000 K

NEW**OPTIMA with control system**

A7476PL-1BK	BLACK	LED 12W	0/1-10V	830 Lm	4000 K
A7496PL-1BK	BLACK	LED 12W	0/1-10V	830 Lm	3000 K
A7366PL-1BK	BLACK	LED 12W	Smart Life®	830 Lm	4000 K
A7386PL-1BK	BLACK	LED 12W	Smart Life®	830 Lm	3000 K

**OPTIMA**

A7268PL-1WH	WHITE	LED 10W	710 Lm	4000 K
A7288PL-1WH	WHITE	LED 10W	710 Lm	3000 K
A7268PL-1BK	BLACK	LED 10W	710 Lm	4000 K
A7288PL-1BK	BLACK	LED 10W	710 Lm	3000 K

NEW**OPTIMA with control system**

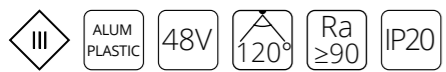
A7478PL-1BK	BLACK	LED 10W	0/1-10V	830 Lm	4000 K
A7498PL-1BK	BLACK	LED 10W	0/1-10V	830 Lm	3000 K
A7368PL-1BK	BLACK	LED 10W	Smart Life®	830 Lm	4000 K
A7388PL-1BK	BLACK	LED 10W	Smart Life®	830 Lm	3000 K



NEW

OPTIMA

A7271PL-1BK	BLACK	LED 8W	450 Lm	4000 K
A7291PL-1BK	BLACK	LED 8W	450 Lm	3000 K



NEW

OPTIMA


A7278PL-1BK	BLACK	LED 10W	650 Lm	4000 K	1 meter
A7298PL-1BK	BLACK	LED 10W	650 Lm	3000 K	1 meter




NEW

OPTIMA

A7279PL-1BK	BLACK	LED 20W	1300 Lm	4000 K	2 meters
A7299PL-1BK	BLACK	LED 20W	1300 Lm	3000 K	2 meters

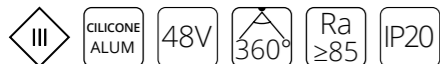


ARTE
LAMP



LOOP

A4910PL-1WH	WHITE	LED 35W	3000 Lm	4000 K	2,5 meters
A4910PL-1BK	BLACK	LED 35W	3000 Lm	4000 K	2,5 meters
A4911PL-1WH	WHITE	LED 65W	5800 Lm	4000 K	5 meters
A4911PL-1BK	BLACK	LED 65W	5800 Lm	4000 K	5 meters



Adapters for track system are available separately.



ADAPTER WITH POWER INPUT

A492033-1 WHITE

A492006-1 BLACK

Suitable for LINEA and OPTIMA series



ADAPTER-CONNECTOR

A492033-2 WHITE

A492006-2 BLACK

Suitable for LINEA and OPTIMA series



SUSPENSION HOLDER TO MAGNETIC TRACK

A492233 WHITE 2 meters

A492206 BLACK 2 meters

Suitable for LINEA and OPTIMA series



SUSPENSION HOLDER CEILING MOUNT

A492433 WHITE 2 meters

Suitable for LINEA, EXPERT and OPTIMA series



NEW

**CONDUCTIVE TEXTILE BELT**

A801005	DARK GRAY	10 meters
A801006	BLACK	10 meters
A801007	TERRACOTTA	10 meters
A803005	DARK GRAY	30 meters
A803006	BLACK	30 meters
A803007	TERRACOTTA	30 meters

NEW

**SURFACE-MOUNTED CEILING BASE WITH POWER INPUT**

A800506	BLACK
---------	-------

NEW

**RECESSED CEILING BASE WITH POWER INPUT**

A800606	BLACK
---------	-------

NEW

**ADAPTERS FOR TRACK**

A800106	BLACK
---------	-------

Used to supply power from the track to the textile belt.
Can be divided into 2 connection groups

NEW

**POWER SUPPLY INPUT**

A800706	BLACK
---------	-------

To bring power to the conductive belt

NEW

**MOUNTING BRACKET**

A800206	BLACK
---------	-------

Surface-mounted bracket, to be installed on the surface

NEW

**CLIP-ON BASE BELT CLIP**

A800406	BLACK
---------	-------

Allows you to fix strap on the surface

NEW

**SUSPENSION**

A800306	BLACK	2 meters
---------	-------	----------

Height adjustable

NEW

**RETAINER CONDUCTIVE BELT**

A800806	BLACK
---------	-------

Used for securing the belt and creating a loop

NEW

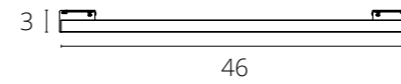
**END-CAP**

A800906	BLACK
---------	-------

Covers the cutting edge of the belt



NEW

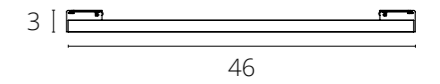


OPTIMA

A8461PL-1BK BLACK LED 10W 500 Lm 4000 K

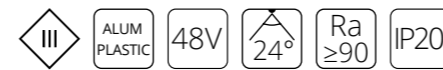


NEW

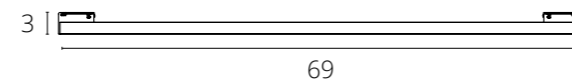


OPTIMA

A8464PL-1BK BLACK LED 10W 700 Lm 4000 K



NEW

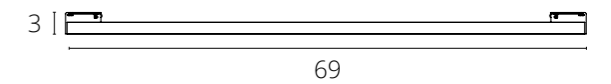


OPTIMA

A8462PL-1BK BLACK LED 15W 750 Lm 4000 K

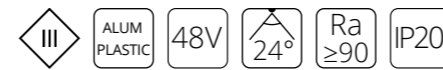


NEW

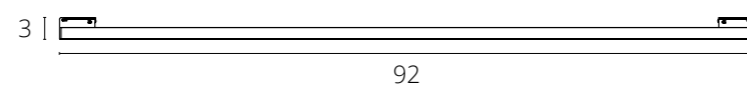


OPTIMA

A8465PL-1BK BLACK LED 15W 950 Lm 4000 K



NEW

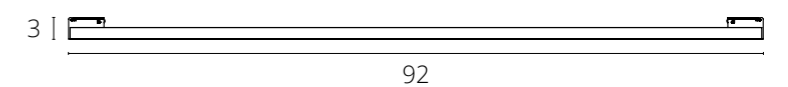


OPTIMA

A8463PL-1BK BLACK LED 22W 1300 Lm 4000 K

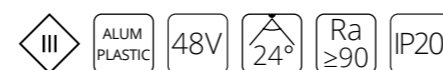


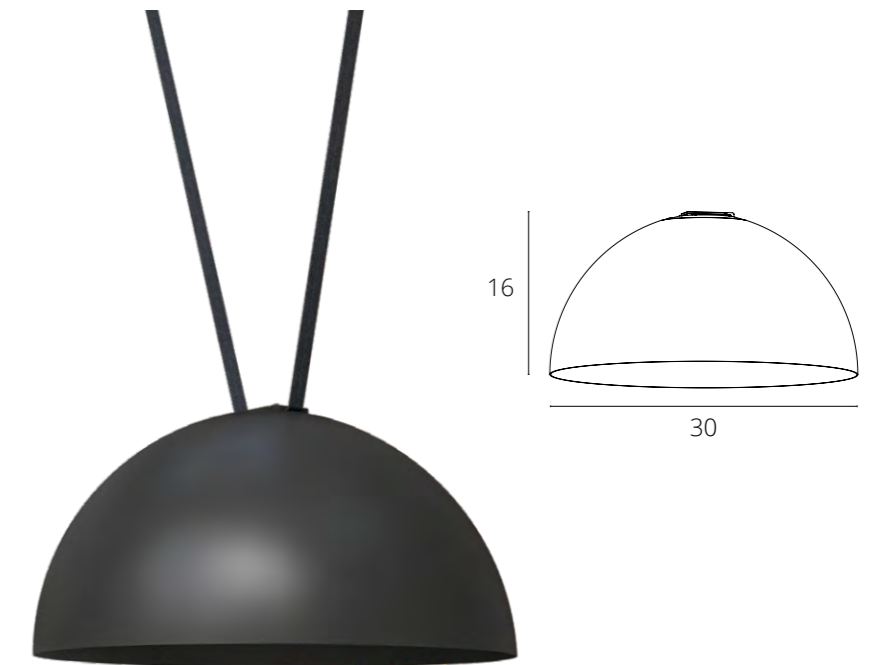
NEW



OPTIMA

A8466PL-1BK BLACK LED 22W 1350 Lm 4000 K

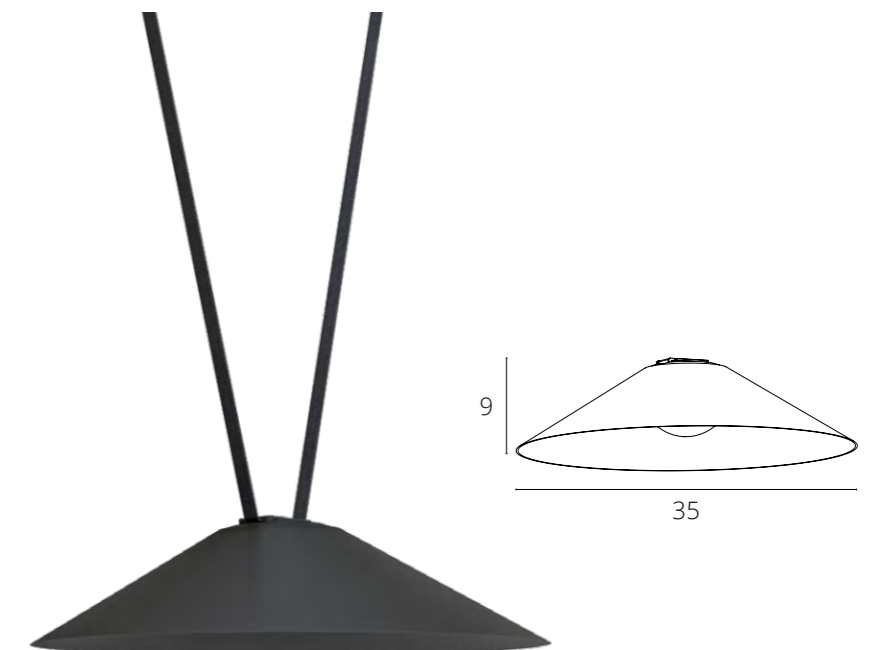




NEW

OPTIMA

A8467PL-1BK BLACK LED 12W 400 Lm 4000 K



NEW

OPTIMA

A8468PL-1BK BLACK LED 12W 650 Lm 4000 K



LINEA

LINEA magnetic track system is an improved and more modern version of the classic track with a safe voltage of 48V.

The convenient installation method allows you to extract and move light sources easily.

The versatility of the magnetic track and a wide range of lamps will allow you to combine general, local, and accent lighting in one system.

LINEA 48V
MAGNETIC TRACK SYSTEM

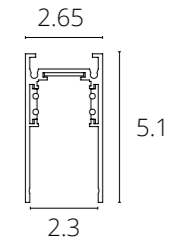


NEW



SURFACE TRACK

A460133	WHITE	1 meter
A460233	WHITE	2 meters
A460333	WHITE	3 meters
A460106	BLACK	1 meter
A460206	BLACK	2 meters
A460306	BLACK	3 meters



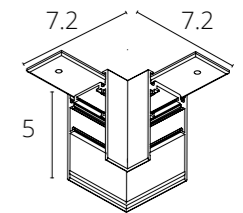
Magnetic surface track
Plastic screen and end-cap A482033 / A482006 included



ANGULAR CONNECTOR

A480633	WHITE
A480606	BLACK

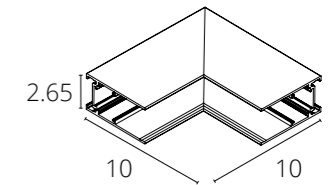
Angular connector for surface magnetic track



ANGULAR CONNECTOR

A480833	WHITE
A480806	BLACK

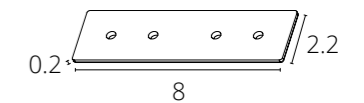
Internal angular connector for surface magnetic track



STRAIGHT CONNECTOR

A480533	WHITE
A480506	BLACK

Straight connector for surface and suspended magnetic track is used for mechanical connection of tracks



SUSPENSION

A481033	WHITE	2 meters
A481005	GRAY	2 meters

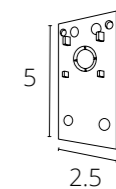
Suspension for surface magnetic track
2 pcs. included



END-CAP

A482033	WHITE
A482006	BLACK

End-cap for surface magnetic track

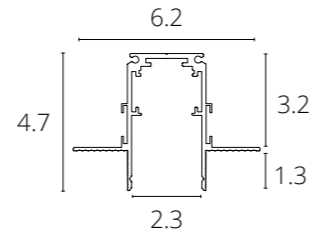


NEW



RECESSED TRACK 2.0

A471133	WHITE	1 meter
A472233	WHITE	2 meters
A473333	WHITE	3 meters
A471106	BLACK	1 meter
A472206	BLACK	2 meters
A473306	BLACK	3 meters



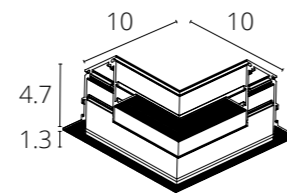
Recessed magnetic track for 12.5 mm thin GBW
Plastic screen and A482133/A482106 end-caps included

ANGULAR CONNECTOR 2.0

A487733	WHITE
A487706	BLACK



Angular connector for 12.5 mm thin GBW recessed magnetic track

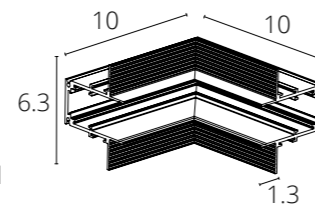


ANGULAR CONNECTOR 2.0

A489933	WHITE
A489906	BLACK




Angular connector for 12.5 mm thin GBW recessed magnetic track

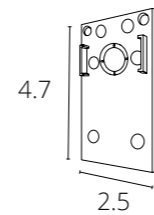


END-CAP

A482133	WHITE
A482106	BLACK



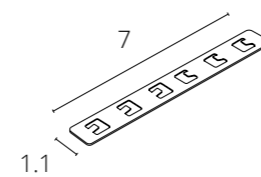
End-caps for LINEA magnetic track
and for LINEA 2.0 recessed in GBW
2 pcs included



CONNECTOR

A480505	GRAY
---------	------

Straight mechanical connector for LINEA
and LINEA 2.0 recessed in GBW track
2 pcs included

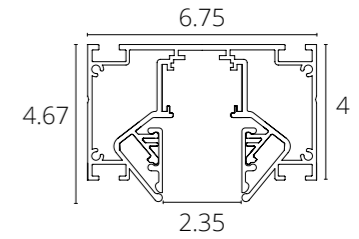


NEW



STRETCH CEILING TRACK

A473233	WHITE	2 meters
A474333	WHITE	3 meters
A473206	BLACK	2 meters
A474306	BLACK	3 meters



LINEA magnetic track for stretch ceilings for stretch ceilings with harpoon system for fastening the canvas Inner A483206E and outer A485206E end caps available separately, 2 decorative inserts included

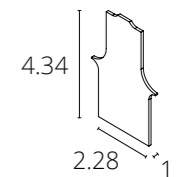
NEW



INTERNAL END-CAP

A485206E	BLACK
A485233E	WHITE

Internal end-cap for A473206 or A474306 recessed stretch ceilings track. Installed in the track, covering the end fastening of the canvas 2 pcs. included



CONNECTOR

A641105I	GRAY
----------	------

Straight connector for stretch ceiling track Fits A620205, A630205, A473206 2 connectors, 4 screws included



CONNECTOR

A641205L	GRAY
----------	------

Angular connector for stretch ceiling track Fits A620205, A630205, A473206 2 connectors, 4 screws included

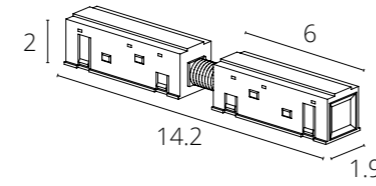




STRAIGHT CONNECTOR 2.0

A483333	WHITE
A483306	BLACK

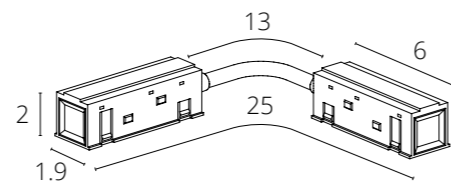
Used for power transfer when daisy chaining of track profiles



FLEXIBLE CONNECTOR 2.0

A484433	WHITE
A484406	BLACK

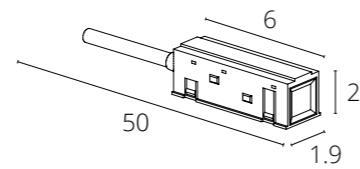
Used for power transfer when connecting track profiles at an angle of 90°



POWE INPUT CONNECTOR 2.0

A481133	WHITE	0,5 meters
A481106	BLACK	0,5 meters

PLASTIC COPPER 48V IP20


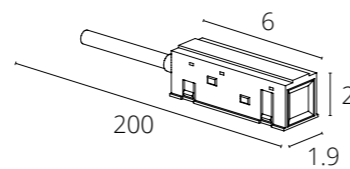


POWER INPUT CONNECTOR 2.0

A482233	WHITE	2 meters
A482206	BLACK	2 meters

PLASTIC COPPER 48V IP20

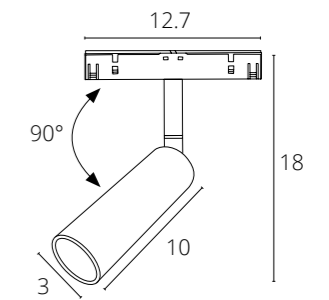
Use with suspended track






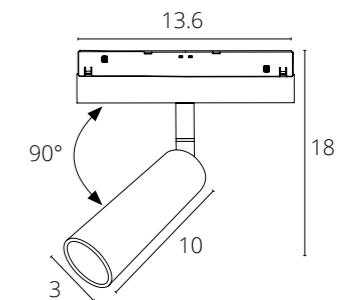
LINEA 2.0

A4660PL-1WH	WHITE	LED 8W	490 Lm	4000 K
A4660PL-1BK	BLACK	LED 8W	490 Lm	4000 K
A4660PL-1SG	MATTE GOLD	LED 8W	490 Lm	4000 K
A4660PL-1AB	ANTIQUÉ BRONZE	LED 8W	490 Lm	4000 K
A4670PL-1WH	WHITE	LED 8W	490 Lm	3000 K
A4670PL-1BK	BLACK	LED 8W	490 Lm	3000 K




LINEA 2.0 with control system

A4680PL-1BK	BLACK	LED 8W	0/1-10V	490 Lm	4000 K
A4690PL-1WH	WHITE	LED 8W	Smart Life®	max 400 Lm	2700-6000 K
A4690PL-1BK	BLACK	LED 8W	Smart Life®	max 400 Lm	2700-6000 K



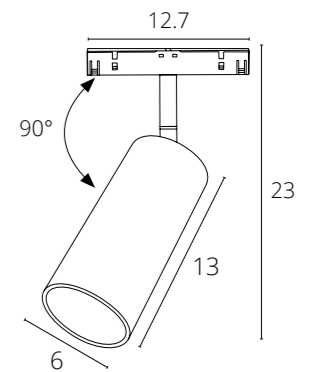
App Smart Life®





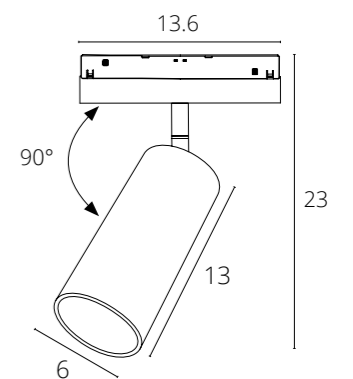
LINEA 2.0

A4661PL-1WH	WHITE	LED 13W	1020 Lm	4000 K
A4661PL-1BK	BLACK	LED 13W	1020 Lm	4000 K
A4661PL-1SG	MATTE GOLD	LED 13W	1020 Lm	4000 K
A4661PL-1AB	ANTIQUÉ BRONZE	LED 13W	1020 Lm	4000 K
A4671PL-1WH	WHITE	LED 13W	1020 Lm	3000 K
A4671PL-1BK	BLACK	LED 13W	1020 Lm	3000 K



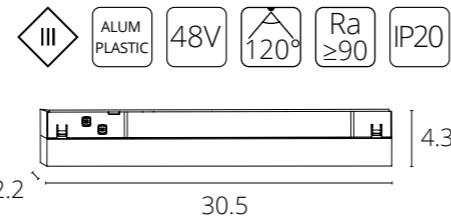
LINEA 2.0 with control system

A4681PL-1BK	BLACK	LED 13W	0/1-10V	1020 Lm	4000 K
A4691PL-1WH	WHITE	LED 13W	Smart Life®	max 850 Lm	2700-6000 K
A4691PL-1BK	BLACK	LED 13W	Smart Life®	max 850 Lm	2700-6000 K



App Smart Life®



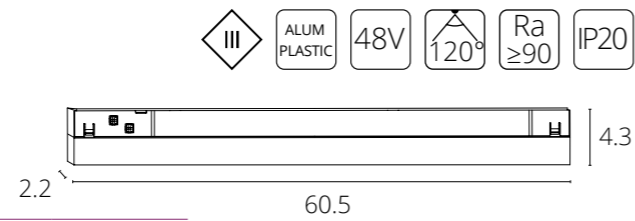


LINEA 2.0

A4662PL-1WH	WHITE	LED 10W	550 Lm	4000 K
A4662PL-1BK	BLACK	LED 10W	550 Lm	4000 K
A4672PL-1WH	WHITE	LED 10W	550 Lm	3000 K
A4672PL-1BK	BLACK	LED 10W	550 Lm	3000 K

LINEA 2.0 with control system

A4682PL-1BK	BLACK	LED 10W	0/1-10V	550 Lm	4000 K
A4692PL-1WH	WHITE	LED 10W	Smart Life®	max 500 Lm	2700-6000 K
A4692PL-1BK	BLACK	LED 10W	Smart Life®	max 500 Lm	2700-6000 K




LINEA 2.0

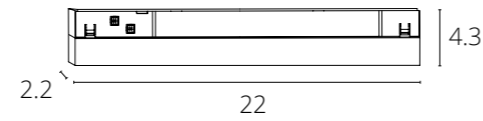
A4663PL-1WH	WHITE	LED 20W	1020 Lm	4000 K
A4663PL-1BK	BLACK	LED 20W	1020 Lm	4000 K
A4673PL-1WH	WHITE	LED 20W	1020 Lm	3000 K
A4673PL-1BK	BLACK	LED 20W	1020 Lm	3000 K

LINEA 2.0 with control system

A4683PL-1BK	BLACK	LED 20W	0/1-10V	1020 Lm	4000 K
A4693PL-1WH	WHITE	LED 20W	Smart Life®	max 980 Lm	2700-6000 K
A4693PL-1BK	BLACK	LED 20W	Smart Life®	max 980 Lm	2700-6000 K

App Smart Life®



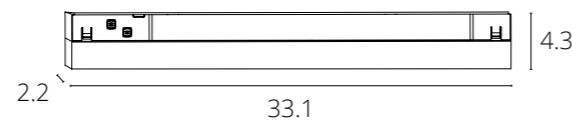


LINEA 2.0

A4664PL-1WH	WHITE	LED 12W	1100 Lm	4000 K
A4664PL-1BK	BLACK	LED 12W	1100 LM	4000 K
A4674PL-1WH	WHITE	LED 12W	1100 LM	3000 K
A4674PL-1BK	BLACK	LED 12W	1100 LM	3000 K

LINEA 2.0 with control system

A4684PL-1BK	BLACK	LED 12W	0/1-10V	1100 Lm	4000 K
A4694PL-1WH	WHITE	LED 12W	Smart Life®	max 1000 Lm	2700-6000 K
A4694PL-1BK	BLACK	LED 12W	Smart Life®	max 1000 Lm	2700-6000 K




LINEA 2.0

A4665PL-1WH	WHITE	LED 18W	1700 Lm	4000 K
A4665PL-1BK	BLACK	LED 18W	1700 Lm	4000 K
A4675PL-1WH	WHITE	LED 18W	1700 Lm	3000 K
A4675PL-1BK	BLACK	LED 18W	1700 Lm	3000 K

LINEA 2.0 with control system

A4685PL-1BK	BLACK	LED 18W	0/1-10V	1700 Lm	4000 K
A4695PL-1WH	WHITE	LED 18W	Smart Life®	max 1600 Lm	2700-6000 K
A4695PL-1BK	BLACK	LED 18W	Smart Life®	max 1600 Lm	2700-6000 K

App Smart Life®



NEW

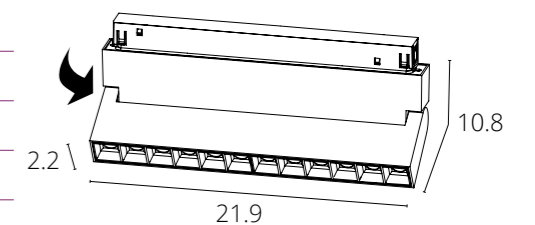

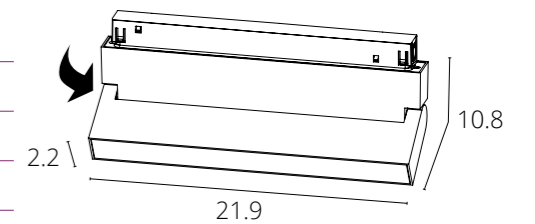
LINEA 2.0

A4669PL-1WH	WHITE	LED 12W	620 LM	4000 K
A4679PL-1WH	WHITE	LED 12W	620 LM	3000 K
A4669PL-1BK	BLACK	LED 12W	620 LM	4000 K
A4679PL-1BK	BLACK	LED 12W	620 LM	3000 K

NEW

LINEA 2.0 with control system

A4697PL-1WH	WHITE	LED 12W	Smart Life®	max 500 Lm	2700-6000 K
A4697PL-1BK	BLACK	LED 12W	Smart Life®	max 500 Lm	2700-6000 K




LINEA 2.0


A4668PL-1WH	WHITE	LED 12W	1100 Lm	4000 K
A4668PL-1BK	BLACK	LED 12W	1100 LM	4000 K
A4678PL-1WH	WHITE	LED 12W	1100 LM	3000 K
A4678PL-1BK	BLACK	LED 12W	1100 LM	3000 K

LINEA 2.0 with control system

A4686PL-1BK	BLACK	LED 12W	0/1-10V	1100 Lm	4000 K
A4696PL-1WH	WHITE	LED 12W	Smart Life®	max 1000 Lm	2700-6000 K
A4696PL-1BK	BLACK	LED 12W	Smart Life®	max 1000 Lm	2700-6000 K

App Smart Life®





Adapters for track system are available separately.

LOOP

A4910PL-1WH	WHITE	LED 35W	3000 Lm	4000 K	2,5 meters
A4910PL-1BK	BLACK	LED 35W	3000 Lm	4000 K	2,5 meters
A4911PL-1WH	WHITE	LED 65W	5800 Lm	4000 K	5 meters
A4911PL-1BK	BLACK	LED 65W	5800 Lm	4000 K	5 meters



ADAPTER WITH POWER INPUT

A492033-1 WHITE

A492006-1 BLACK

Suitable for LINEA and OPTIMA series



ADAPTER-CONNECTOR

A492033-2 WHITE

A492006-2 BLACK

Suitable for LINEA and OPTIMA series



SUSPENSION HOLDER TO MAGNETIC TRACK

A492233 WHITE 2 meters

A492206 BLACK 2 meters

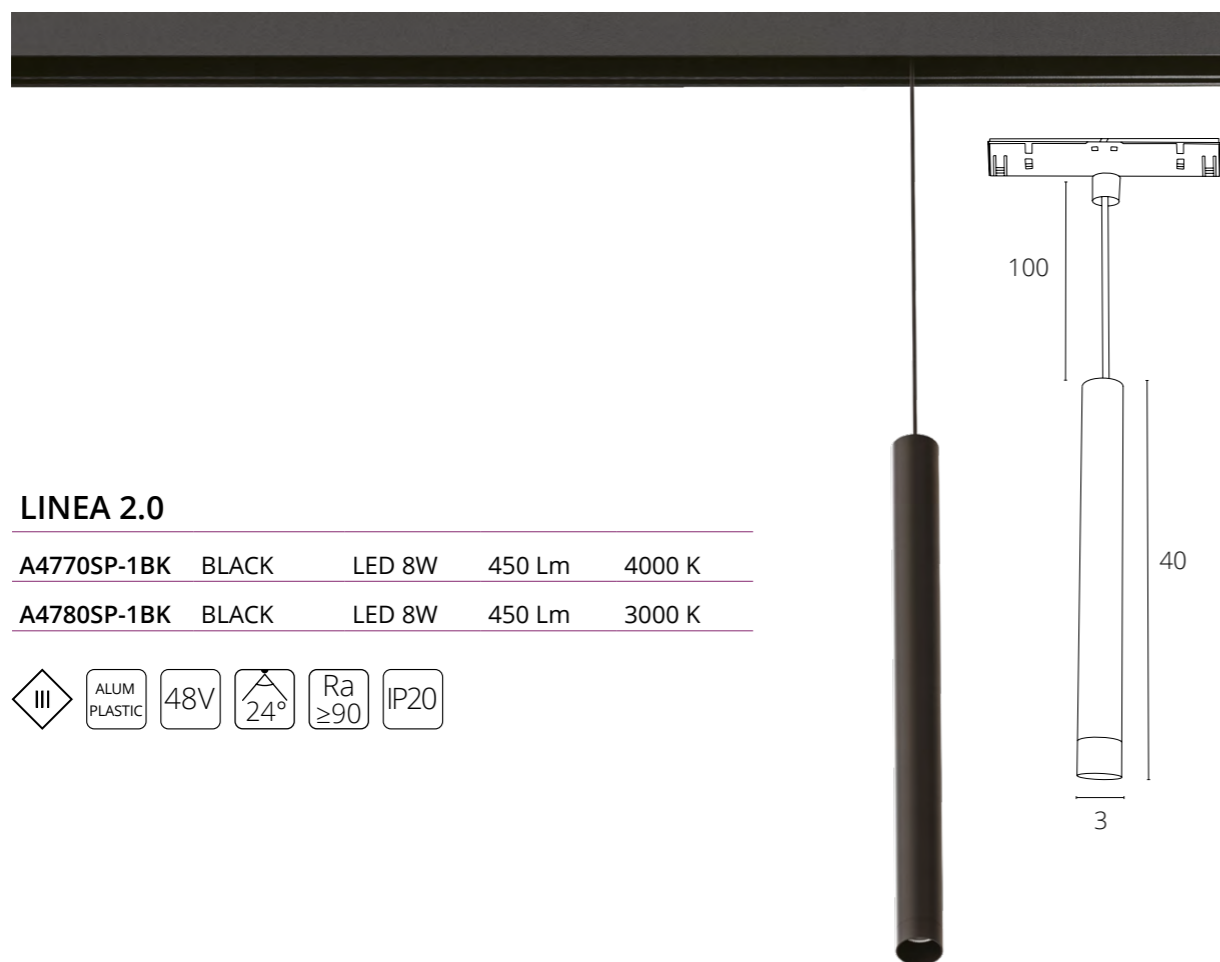
Suitable for LINEA and OPTIMA series



SUSPENSION HOLDER CEILING MOUNT

A492433 WHITE 2 meters

Suitable for LINEA, EXPERT and OPTIMA series




LINEA 2.0

A4770SP-1BK	BLACK	LED 8W	450 Lm	4000 K
A4780SP-1BK	BLACK	LED 8W	450 Lm	3000 K

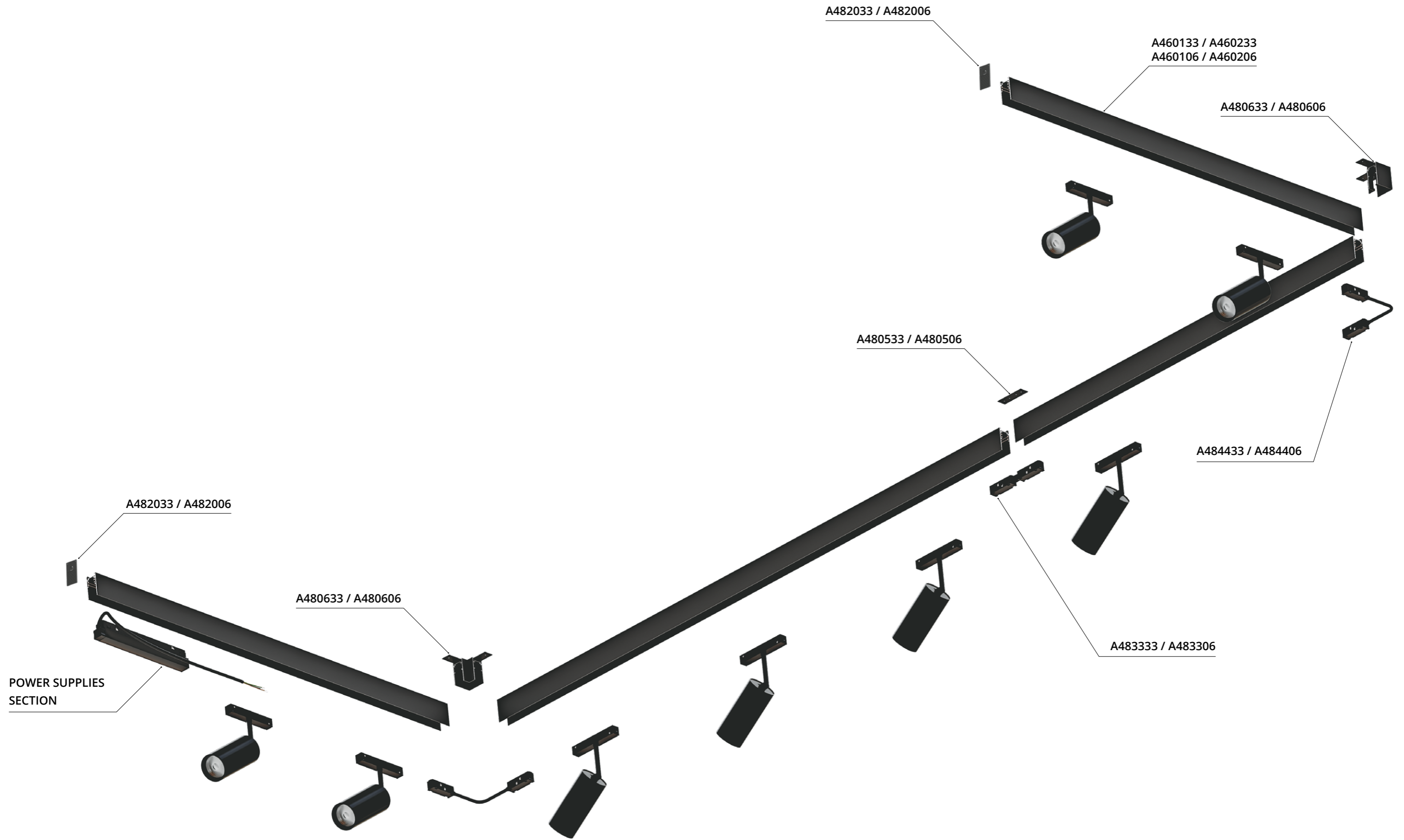


LINEA 2.0

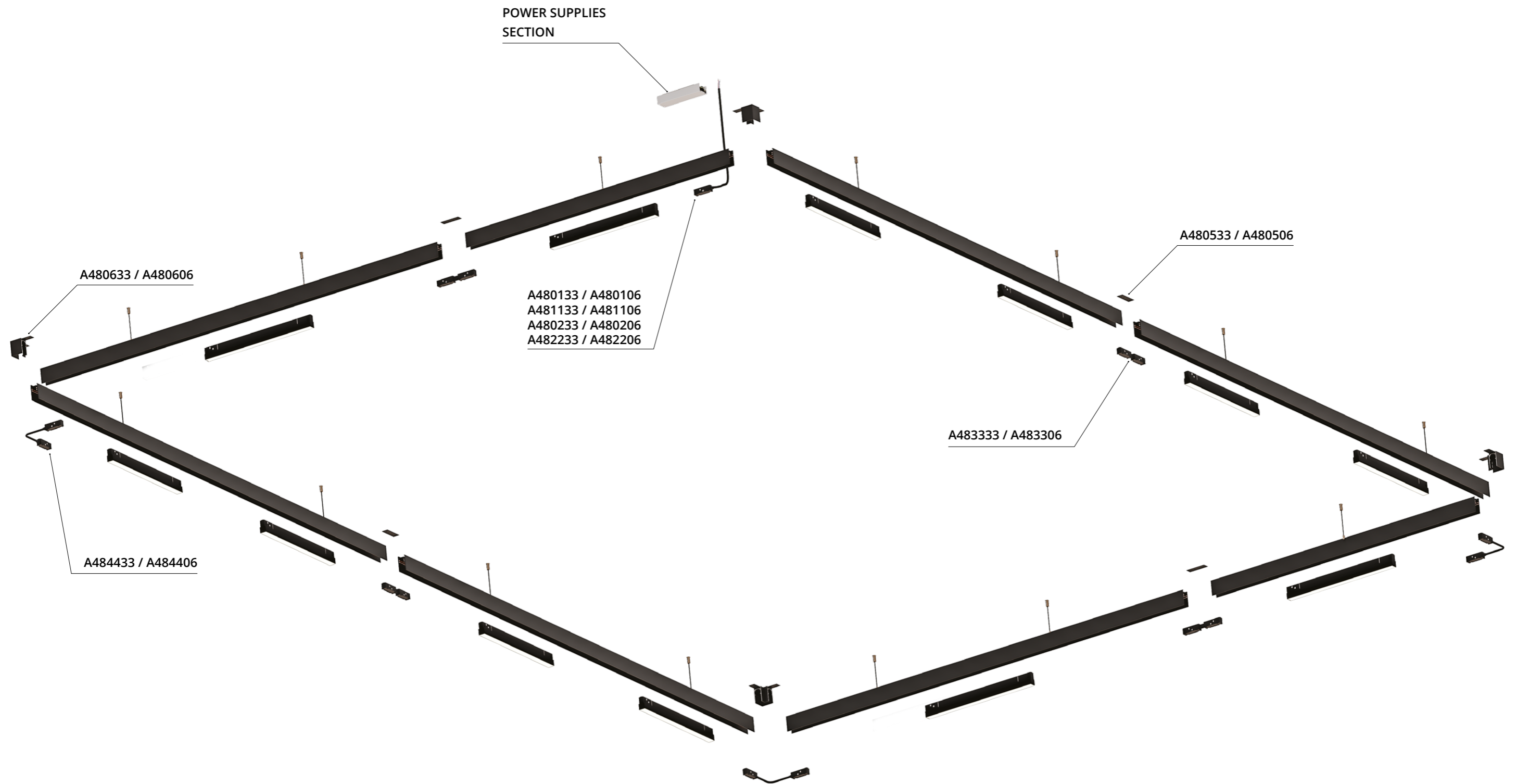
A4771PL-1BK	BLACK	LED 8W	800 Lm	4000 K
A4781PL-1BK	BLACK	LED 8W	800 Lm	3000 K







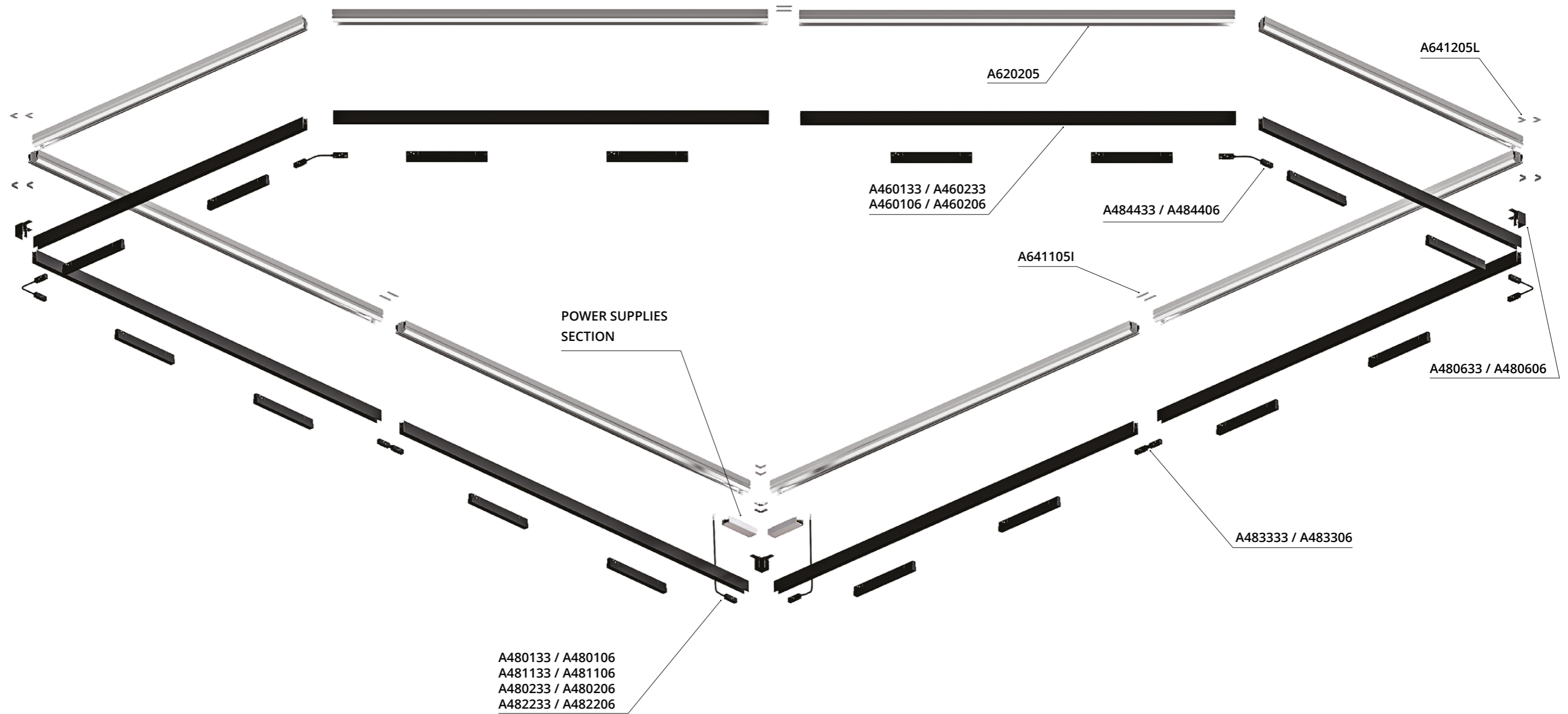





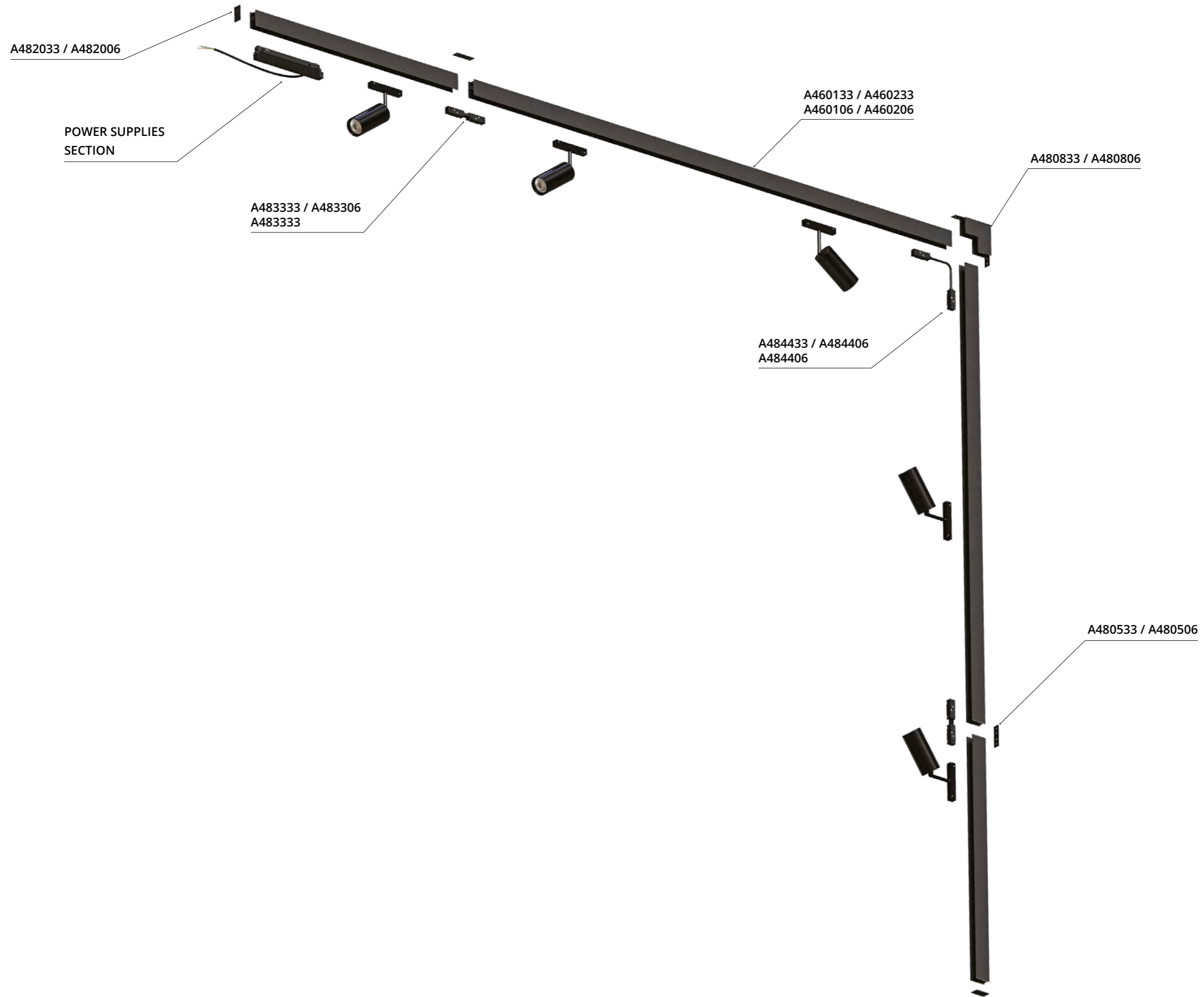


Будущее
ЗАВИСИТ
ОТ ТОГО, ЧТО ТЫ
ДЕЛАЕШЬ
СЕГОДНЯ

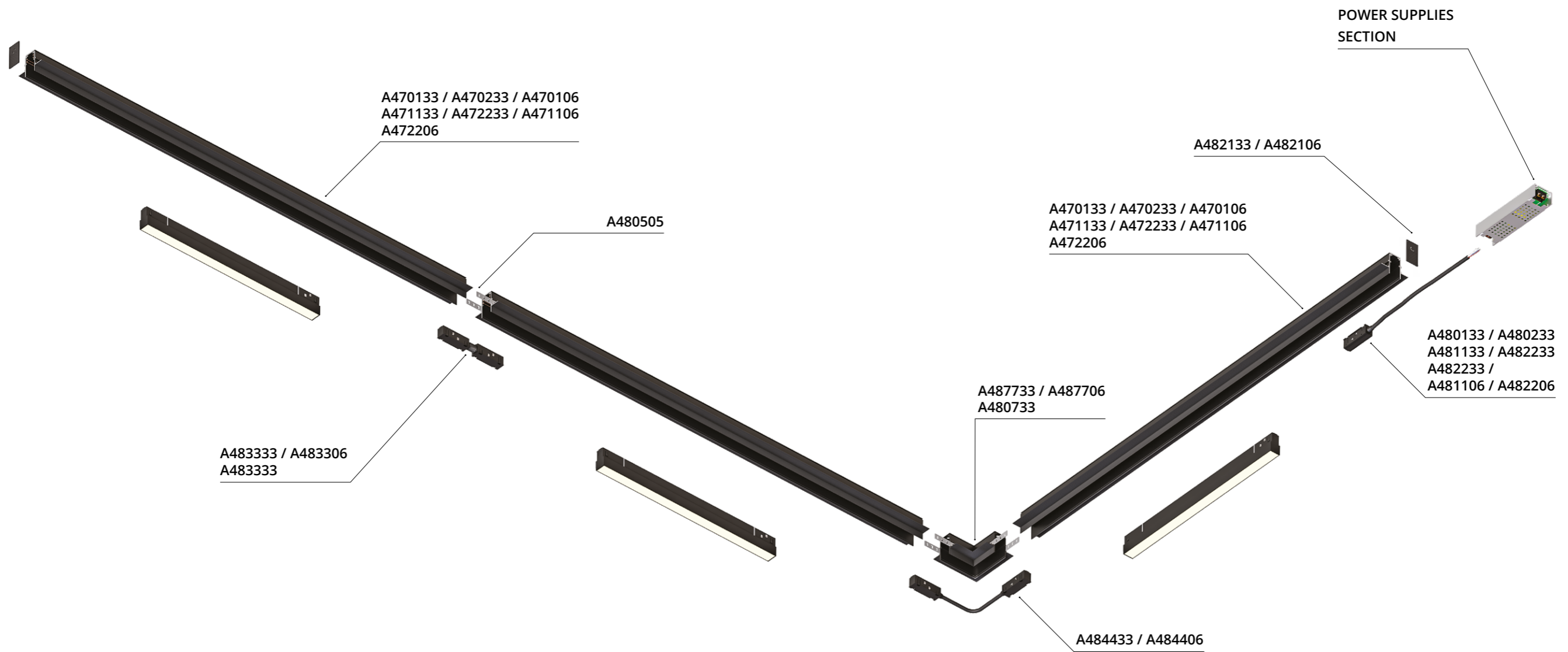
ВОЗМОЖНО
ВСЕ
НА НЕВОЗМОЖНОЕ
ПРОСТО
ТРЕБУЕТСЯ
БОЛЬШЕ
ВРЕМЕНИ











EXPERT

Unique design of EXPERT magnetic track system makes their use more universal.

The internal size of the track and the width of the adapters are only 17 mm.

With compact dimensions, the lamps have a high luminous flux and are characterized by improved technical characteristics.

EXPERT 48V
MAGNETIC TRACK SYSTEM



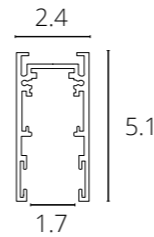


SURFACE TRACK

A570106	BLACK	1 meter
A570206	BLACK	2 meters



Magnetic surface track
Plastic screen and end-cap A592006 included



SUSPENSION

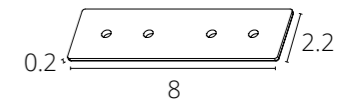
A571006	BLACK	2 meters
---------	-------	----------

Suspension for magnetic surface track system
2 pcs included

CONNECTOR

A590506	BLACK
---------	-------

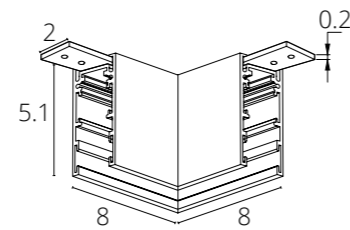
Straight connector for surface and suspended magnetic track is used for mechanical connection of tracks



ANGULAR CONNECTOR

A590606	BLACK
---------	-------

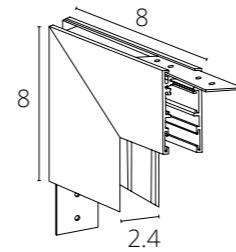
Angular connector for magnetic surface track



ANGULAR CONNECTOR

A590806	BLACK
---------	-------

Angular connector for magnetic surface track



CONNECTOR

A641105I	GRAY
----------	------

Straight connector for stretch ceiling profile
Fits A620205, A630205, A473206
2 connectors, 4 screws included



CONNECTOR

A641205L	GRAY
----------	------

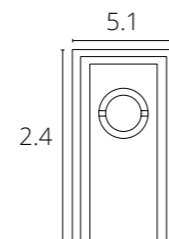
Angular connector for stretch ceiling track
Fits A620205, A630205, A473206
2 connectors, 4 screws included



END-CAP

A592006	BLACK
---------	-------

End-caps for magnetic surface track
2 pcs. included



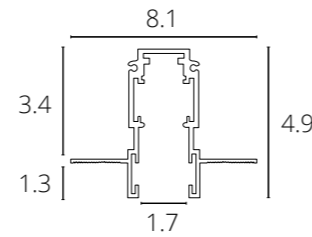


RECESSED TRACK

A580106	BLACK	1 meter
A580206	BLACK	2 meters



Recessed magnetic track for 12.5 mm thin GWB
Plastic screen and A592106 end-caps included

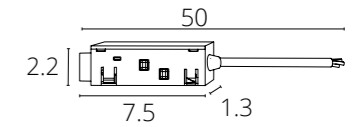


CONNECTOR

A590106	BLACK	0,5 meters
---------	-------	------------



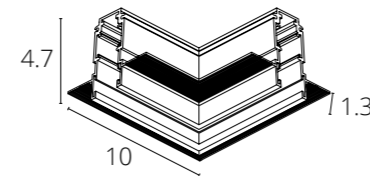
Connector for power input



ANGULAR CONNECTOR

A590706	BLACK
---------	-------

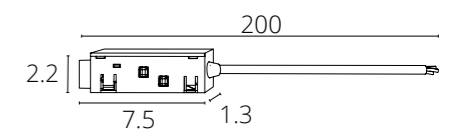
Angular connector for recessed magnetic track



CONNECTOR

A590206	BLACK	2 meters
---------	-------	----------

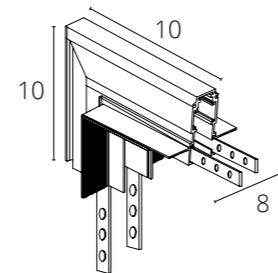
Connector for power input
Use with suspended track



ANGULAR CONNECTOR

A590906	BLACK
---------	-------

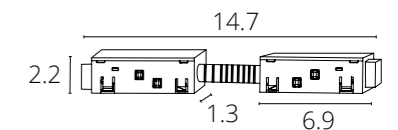
Internal angular connector internal for recessed magnetic track



CONNECTOR

A590306	BLACK
---------	-------

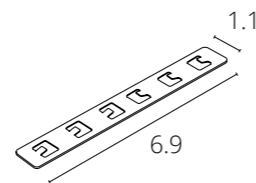
Straight conductive connector
Used for power transfer when daisy chaining of track profiles



STRAIGHT CONNECTOR

A583006	BLACK
---------	-------

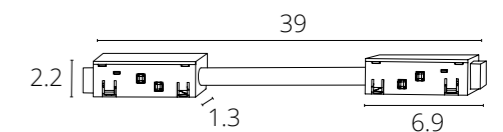
Mechanical straight connector for recessed magnetic track
2pcs. included



CONNECTOR 2.0

A590406	BLACK
---------	-------

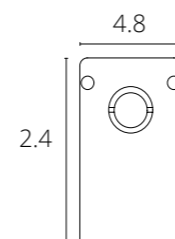
Flexible conductive connector
Used for power transmission when connecting track profiles at an angle of 90°



END-CAP

A592106	BLACK
---------	-------

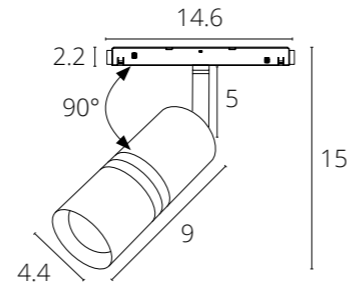
End-cap for recessed magnetic track
2 pcs. included






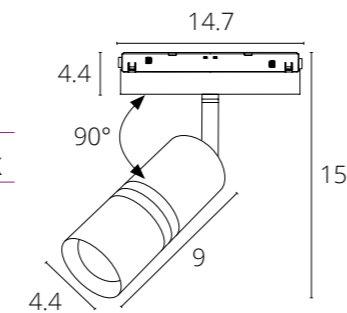
EXPERT

A5720PL-1BK BLACK LED 8W 650 Lm 4000 K



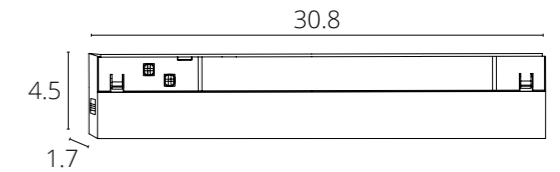
EXPERT with control system

A5740PL-1BK BLACK LED 8W Smart Life® max 550 Lm 2700-6000 K



EXPERT

A5722PL-1BK BLACK LED 10W 610 Lm 4000 K



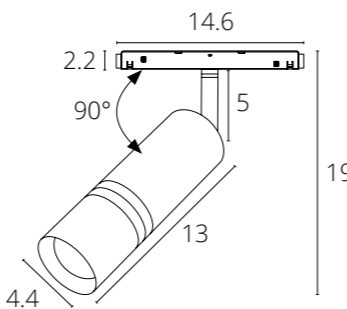
EXPERT with control system

A5742PL-1BK BLACK LED 10W Smart Life® max 550 Lm 2700-6000 K



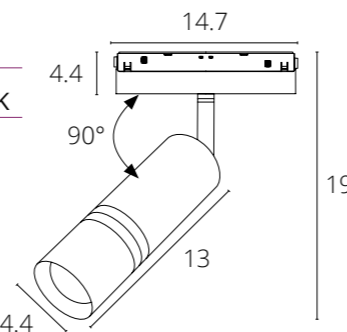
EXPERT

A5721PL-1BK BLACK LED 13W 1100 Lm 4000 K





EXPERT with control system

A5741PL-1BK BLACK LED 13W Smart Life® max 880 Lm 2700-6000 K

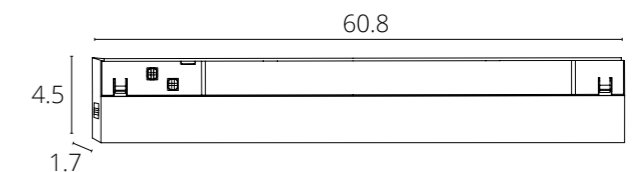


App Smart Life®



EXPERT


A5723PL-1BK BLACK LED 20W 1120 Lm 4000 K

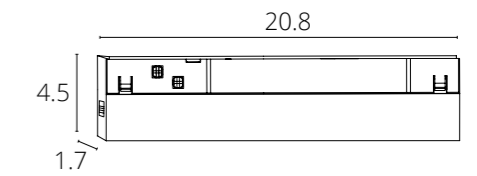


EXPERT with control system

A5743PL-1BK BLACK LED 20W Smart Life® max 1050 Lm 2700-6000 K

App Smart Life®



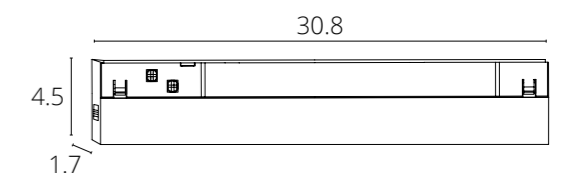


EXPERT

A5724PL-1BK BLACK LED 12W 690 Lm 4000 K

EXPERT with control system

A5744PL-1BK BLACK LED 12W Smart Life® max 600 Lm 2700-6000 K



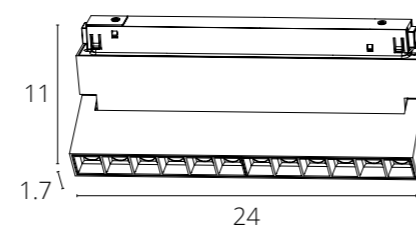
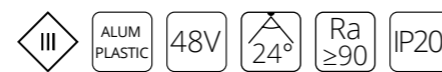
EXPERT

A5725PL-1BK BLACK LED 18W 1000 Lm 4000 K

EXPERT with control system

A5745PL-1BK BLACK LED 18W Smart Life® max 900 Lm 2700-6000 K

App Smart Life®




EXPERT

A5726PL-1BK BLACK LED 12W 800 Lm 4000 K

EXPERT with control system

A5746PL-1BK BLACK LED 12W Smart Life® max 600 Lm 2700-6000 K

**ADAPTER WITH POWER INPUT****A492106-1** BLACK

Suitable for EXPERT series

**ADAPTER-CONNECTOR****A492106-2** BLACK

Suitable for EXPERT series

**SUSPENSION HOLDER TO TRACK****A492306** BLACK 2 meters

Suitable for EXPERT series

**SUSPENSION HOLDER CEILING MOUNT****A492433** WHITE 2 meters

Suitable for EXPERT, OPTIMA и LINEA series

Adapters for track system are available separately.

LOOP

A4910PL-1WH	WHITE	LED 35W	3000 Lm	4000 K	2,5 meters
A4910PL-1BK	BLACK	LED 35W	3000 Lm	4000 K	2,5 meters
A4911PL-1WH	WHITE	LED 65W	5800 Lm	4000 K	5 meters
A4911PL-1BK	BLACK	LED 65W	5800 Lm	4000 K	5 meters



RAPID

Ultra-thin 48V magnetic track system allows you to create unique lighting scenarios.

Thanks to its compact height of 70 mm and black-and-white color scheme, the track line looks concise, complementing the interior image.

A wide range of lamps allows you to choose the right lighting.

The unique wall mount allows you to extend the system beyond a single plane.

The main feature is the ability to install the system in interiors with already finished renovations.

RAPID 48V
MAGNETIC TRACK SYSTEM

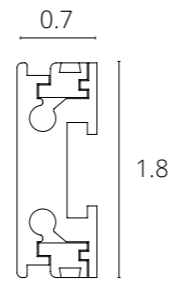


SURFACE TRACK

A613133	WHITE	1 meter
A613106	BLACK	1 meter
A613233	WHITE	2 meters
A613206	BLACK	2 meters




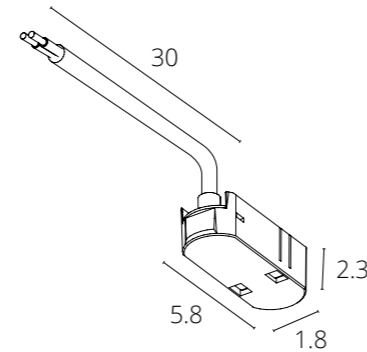
Magnetic surface track



POWER INPUT

A615133	WHITE
A615106	BLACK

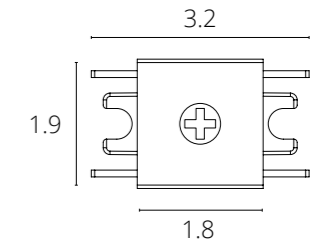
Power input for surface magnetic track



ANGULAR CONNECTOR

A613506I	BLACK
A613533I	WHITE

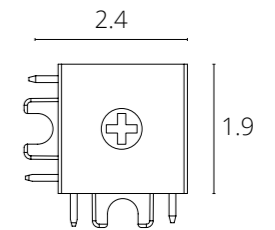
Connector straight for surface magnetic track



ANGULAR CONNECTOR

A613606L	BLACK
A613633L	WHITE

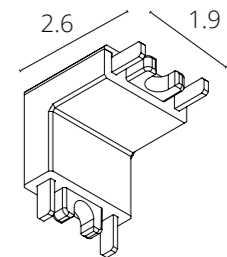
Angular connector for surface magnetic track



VERTICAL ANGULAR CONNECTOR

A613606V	BLACK
A613633V	WHITE

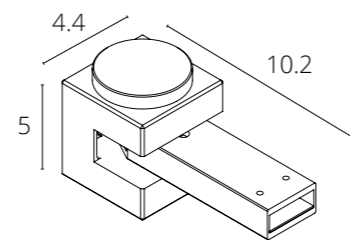
Vertical angular connector



WALL MOUNTING

A615033H	WHITE
A615006H	BLACK


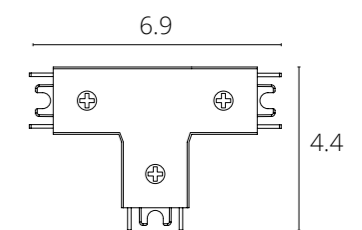
Wall mount for surface-mounted magnetic track



T-SHAPED CONNECTOR

A613606T	BLACK
A613633T	WHITE

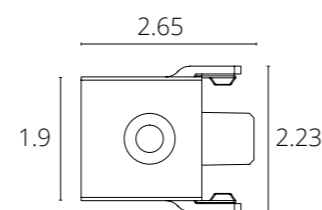
Connector T-connector for surface magnetic track



END-CAP

A613406E	BLACK
A613433E	WHITE

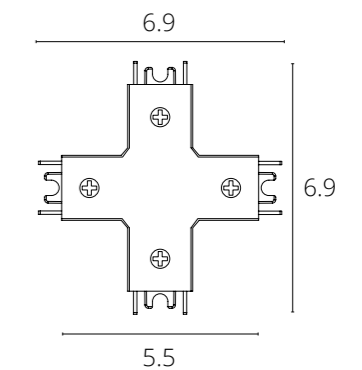
End-cap for surface magnetic track



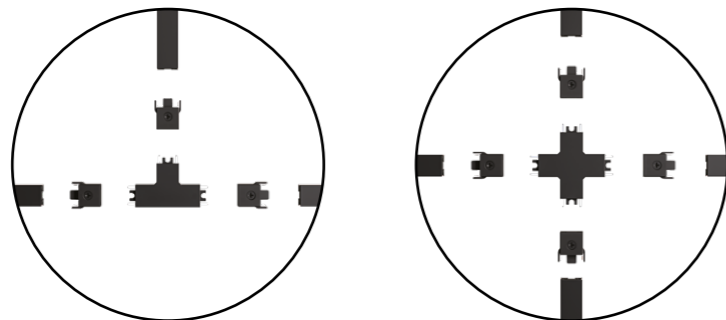
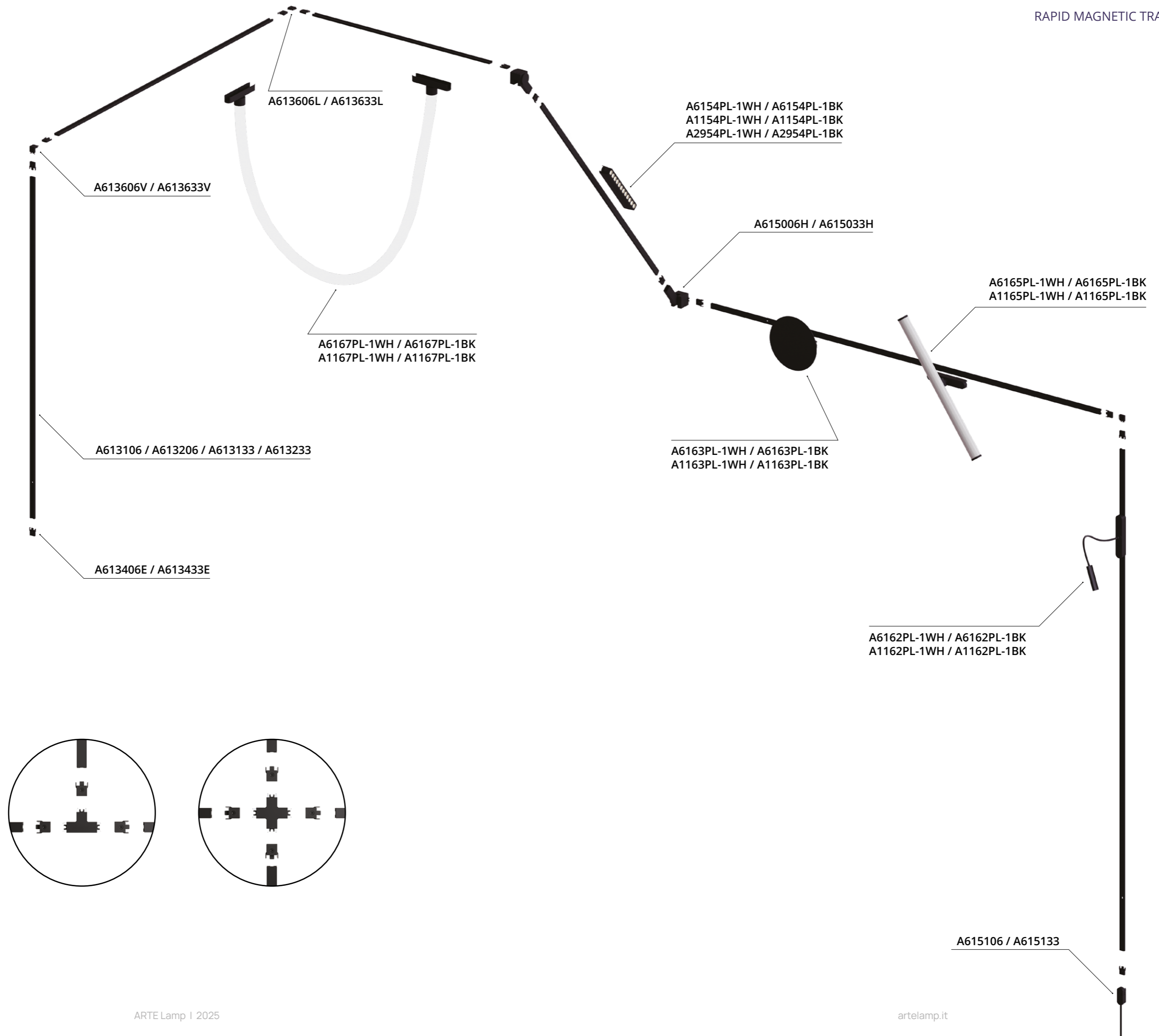
X-SHAPED CONNECTOR

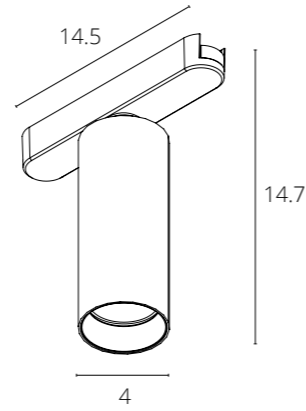
A613706X	BLACK
A613733X	WHITE

X-shaped connector for surface magnetic track







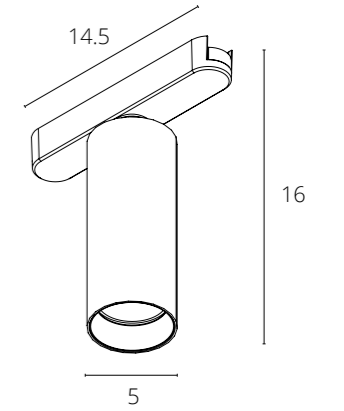


RAPID

A6156PL-1WH	WHITE	LED 7W	446 Lm	4000 K
A6156PL-1BK	BLACK	LED 7W	446 Lm	4000 K
A1156PL-1WH	WHITE	LED 7W	446 Lm	3000 K
A1156PL-1BK	BLACK	LED 7W	446 Lm	3000 K

RAPID with control system

A2956PL-1WH	WHITE	LED 7W	446 Lm	2700-6500 K
A2956PL-1BK	BLACK	LED 7W	446 Lm	2700-6500 K




RAPID

A6158PL-1WH	WHITE	LED 12W	741 Lm	4000 K
A6158PL-1BK	BLACK	LED 12W	741 Lm	4000 K
A1158PL-1WH	WHITE	LED 12W	741 Lm	3000 K
A1158PL-1BK	BLACK	LED 12W	741 Lm	3000 K


RAPID with control system

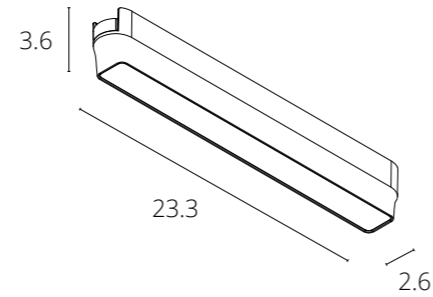

A2958PL-1WH	WHITE	LED 12W	741 Lm	2700-6500 K
A2958PL-1BK	BLACK	LED 12W	741 Lm	2700-6500 K

App Smart Life®



App Smart Life®



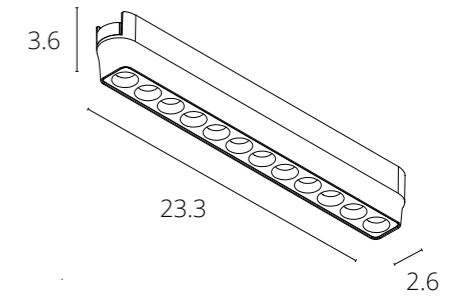


RAPID

A6153PL-1WH	WHITE	LED 9W	416 Lm	4000 K
A6153PL-1BK	BLACK	LED 9W	416 Lm	4000 K
A1153PL-1WH	WHITE	LED 9W	416 Lm	3000 K
A1153PL-1BK	BLACK	LED 9W	416 Lm	3000 K

RAPID with control system

A2953PL-1WH	WHITE	LED 9W	416 Lm	2700-5700 K
A2953PL-1BK	BLACK	LED 9W	416 Lm	2700-5700 K




RAPID

A6154PL-1WH	WHITE	LED 12W	872 Lm	4000 K
A6154PL-1BK	BLACK	LED 12W	872 Lm	4000 K
A1154PL-1WH	WHITE	LED 12W	872 Lm	3000 K
A1154PL-1BK	BLACK	LED 12W	872 Lm	3000 K

RAPID with control system

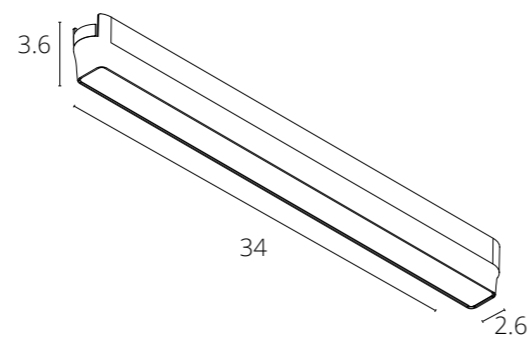

A2954PL-1WH	WHITE	LED 12W	872 Lm	2700-5700 K
A2954PL-1BK	BLACK	LED 12W	872 Lm	2700-5700 K

App Smart Life®



App Smart Life®



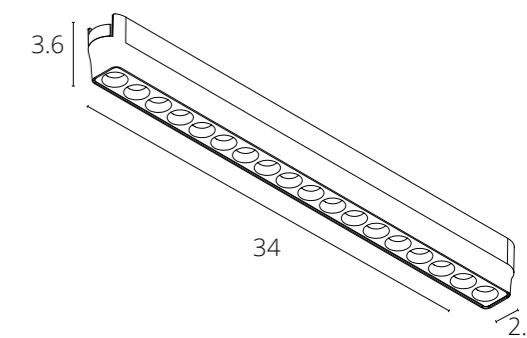


RAPID

A6168PL-1WH	WHITE	LED 15W	800Lm	4000 K
A6168PL-1BK	BLACK	LED 15W	800Lm	4000 K
A1168PL-1WH	WHITE	LED 15W	800Lm	3000 K
A1168PL-1BK	BLACK	LED 15W	800Lm	3000 K

RAPID with control system

A2968PL-1WH	WHITE	LED 15W	800Lm	2700-5700 K
A2968PL-1BK	BLACK	LED 15W	800Lm	2700-5700 K




RAPID

A6169PL-1WH	WHITE	LED 18W	1500 Lm	4000 K
A6169PL-1BK	BLACK	LED 18W	1500 Lm	4000 K
A1169PL-1WH	WHITE	LED 18W	1500 Lm	3000 K
A1169PL-1BK	BLACK	LED 18W	1500 Lm	3000 K


RAPID with control system

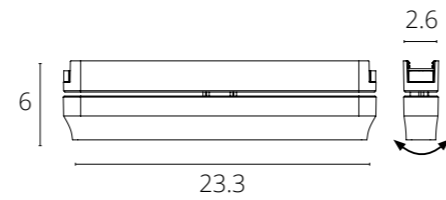
A2969PL-1WH	WHITE	LED 18W	1500 Lm	2700-5700 K
A2969PL-1BK	BLACK	LED 18W	1500 Lm	2700-5700 K

App Smart Life®



App Smart Life®



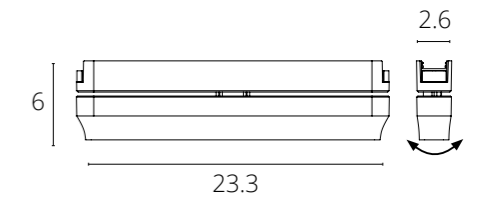



RAPID

A6160PL-1WH	WHITE	LED 9W	416 Lm	4000 K
A6160PL-1BK	BLACK	LED 9W	416 Lm	4000 K
A1160PL-1WH	WHITE	LED 9W	416 Lm	3000 K
A1160PL-1BK	BLACK	LED 9W	416 Lm	3000 K

RAPID with control system

A2960PL-1WH	WHITE	LED 9W	227 Lm	2700-5700 K
A2960PL-1BK	BLACK	LED 9W	227 Lm	2700-5700 K



RAPID

A6161PL-1WH	WHITE	LED 12W	872 Lm	4000 K
A6161PL-1BK	BLACK	LED 12W	872 Lm	4000 K
A1161PL-1WH	WHITE	LED 12W	872 Lm	3000 K
A1161PL-1BK	BLACK	LED 12W	872 Lm	3000 K

RAPID with control system

A2961PL-1WH	WHITE	LED 12W	872 Lm	2700-5700 K
A2961PL-1BK	BLACK	LED 12W	872 Lm	2700-5700 K

App Smart Life®



App Smart Life®





-
-
-
-
-
-
-

RAPID

A6159PL-1WH	WHITE	LED 5W	227 Lm	4000 K
A6159PL-1BK	BLACK	LED 5W	227 Lm	4000 K
A1159PL-1WH	WHITE	LED 5W	227 Lm	3000 K
A1159PL-1BK	BLACK	LED 5W	227 Lm	3000 K

RAPID with control system

A2959PL-1WH	WHITE	LED 5W	227 Lm	2700-6500 K
A2959PL-1BK	BLACK	LED 5W	227 Lm	2700-6500 K

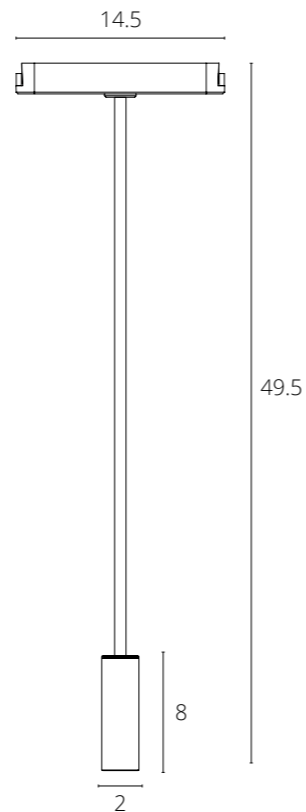
App Smart Life®





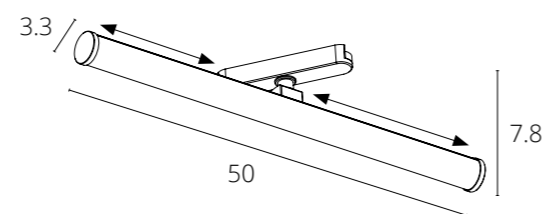
RAPID

A6162PL-1WH	WHITE	LED 3W	173Lm	4000 K
A6162PL-1BK	BLACK	LED 3W	173Lm	4000 K
A1162PL-1WH	WHITE	LED 3W	173Lm	3000 K
A1162PL-1BK	BLACK	LED 3W	173Lm	3000 K



RAPID

A6165PL-1WH	WHITE	LED 12W	720 Lm	4000 K
A6165PL-1BK	BLACK	LED 12W	720 Lm	4000 K
A1165PL-1WH	WHITE	LED 12W	720 Lm	3000 K
A1165PL-1BK	BLACK	LED 12W	720 Lm	3000 K





RAPID

A6167PL-1WH	WHITE	LED 12W	720 Lm	4000 K
A6167PL-1BK	BLACK	LED 12W	720 Lm	4000 K
A1167PL-1WH	WHITE	LED 12W	720 Lm	3000 K
A1167PL-1BK	BLACK	LED 12W	720 Lm	3000 K




RAPID

A6163PL-1WH	WHITE	LED 5W	250Lm	4000 K
A6163PL-1BK	BLACK	LED 5W	250Lm	4000 K
A1163PL-1WH	WHITE	LED 5W	250Lm	3000 K
A1163PL-1BK	BLACK	LED 5W	250Lm	3000 K

PRESTO

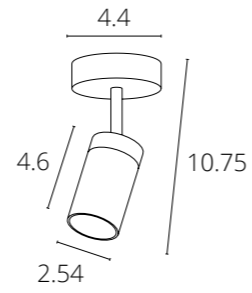
The concept is based on miniature lamps and a narrow track system for creating accent and general lighting in limited spaces – shelves, niches and display cases.

The narrow track line and compact lamps provide illumination for objects without drawing attention to the system itself.

An abstract graphic consisting of numerous thin, wavy lines that create a sense of depth and movement. The lines are primarily orange and blue, with some white highlights, set against a dark background. The overall effect is reminiscent of a liquid surface or a complex, organic structure.

PRESTO 24V
ULTRA-COMPACT ACCENT
LIGHTING SYSTEM

NEW

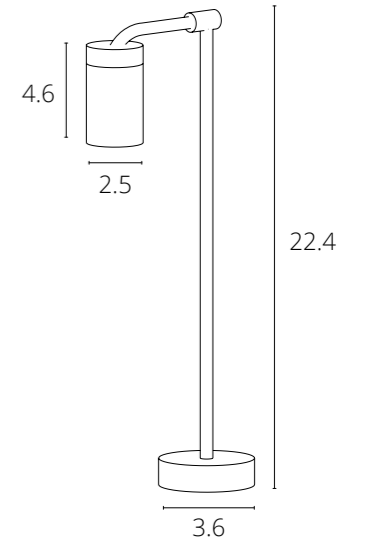


PRESTO

A6191PL-1BK BLACK LED 2W 135 Lm 4000 K



NEW

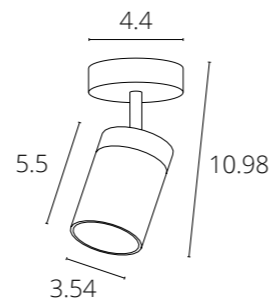


PRESTO

A6196LT-1BK BLACK LED 2W 135 Lm 4000 K



NEW

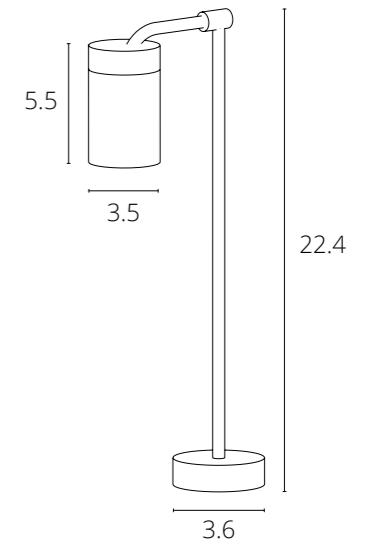


PRESTO

A6193PL-1BK BLACK LED 5W 275 Lm 4000 K



NEW



PRESTO

A6197LT-1BK BLACK LED 5W 275 Lm 4000 K

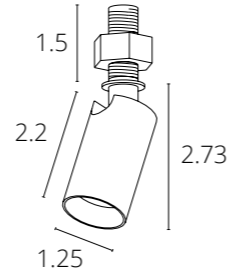
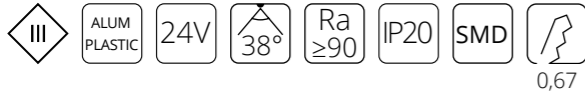


NEW



PRESTO

A6181PL-1BK BLACK LED 1W 45 Lm 4000 K

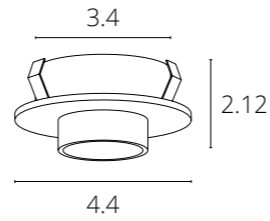
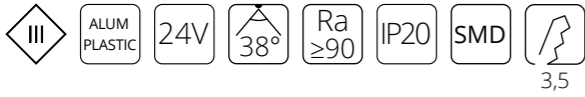


NEW



PRESTO

A6182PL-1BK BLACK LED 2W 150 Lm 4000 K

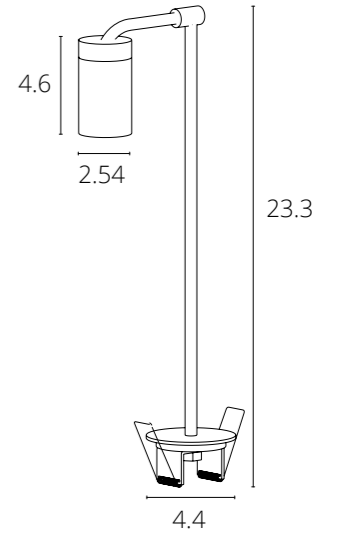
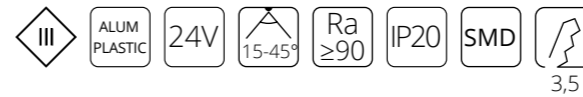


NEW



PRESTO

A6194LT-1BK BLACK LED 2W 135 Lm 4000 K

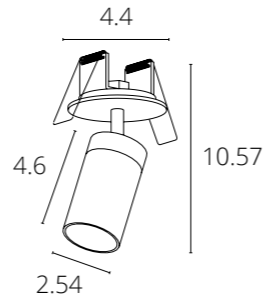


NEW



PRESTO

A6186PL-1BK BLACK LED 2W 135 Lm 4000 K

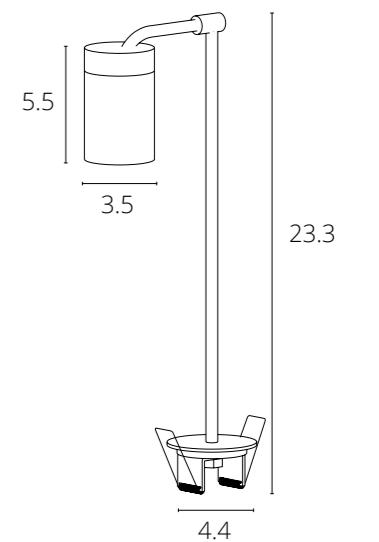
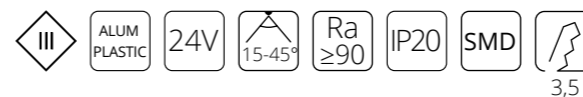


NEW



PRESTO

A6195LT-1BK BLACK LED 5W 275 Lm 4000 K

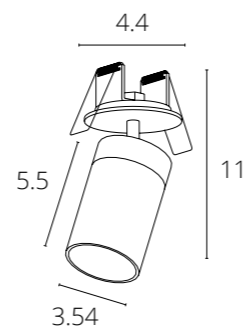
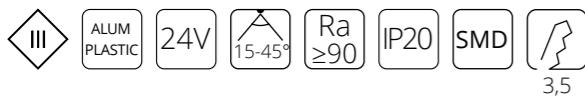


NEW



PRESTO

A6187PL-1BK BLACK LED 5W 275 Lm 4000 K





PRESTO



NEW

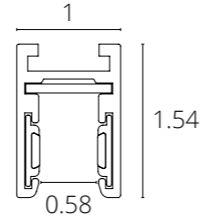


SURFACE TRACK

A622106	BLACK	1 meter
A622206	BLACK	2 meters



Magnetic surface track



NEW

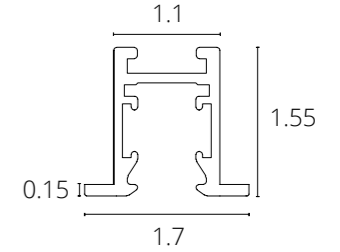


RECESSED TRACK

A623106	BLACK	1 meter
A623206	BLACK	2 meters



Magnetic recessed track



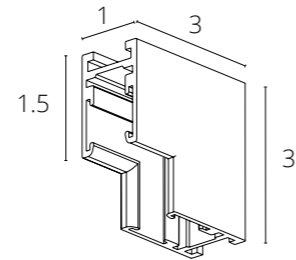
NEW



VERTICAL ANGULAR CONNECTOR

A622506V	BLACK
----------	-------

Vertical angular connector for surface-mounted magnetic track



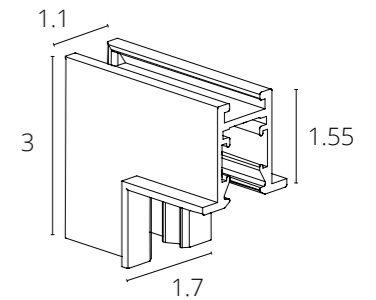
NEW



VERTICAL ANGULAR CONNECTOR

A623506V	BLACK
----------	-------

Vertical angular connector for recessed magnetic track



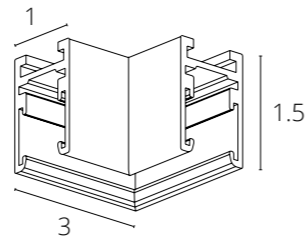
NEW



VERTICAL ANGULAR CONNECTOR

A622406L	BLACK
----------	-------

Vertical angular connector for surface magnetic track



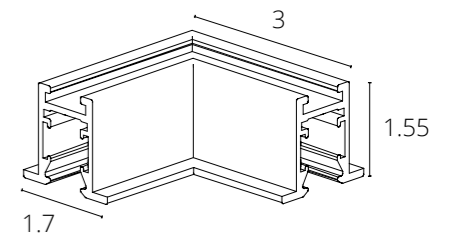
NEW



VERTICAL ANGULAR CONNECTOR

A623406L	BLACK
----------	-------

Corner connector for recessed magnetic track



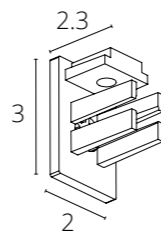
NEW



END-CAP

A622006E	BLACK
----------	-------

End-cap for surface magnetic track



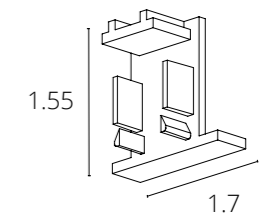
NEW



END-CAP

A633106E	BLACK
----------	-------

End-cap for recessed magnetic track



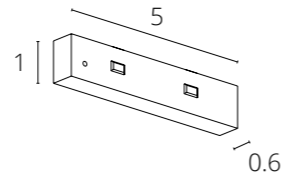
NEW



STRAIGHT CONNECTOR

A623606 BLACK

Used to transfer power when daisy chaining of track profiles



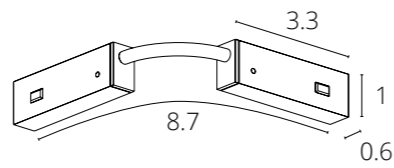
NEW




FLEXIBLE CONNECTOR

A623706 BLACK

Used for power transfer when connecting track profiles at an angle



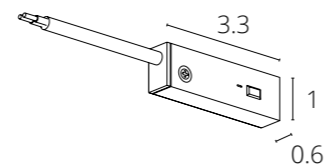
NEW



CONNECTOR FOR POWER INPUT

A623806 BLACK

PLASTIC COPPER 24V IP20



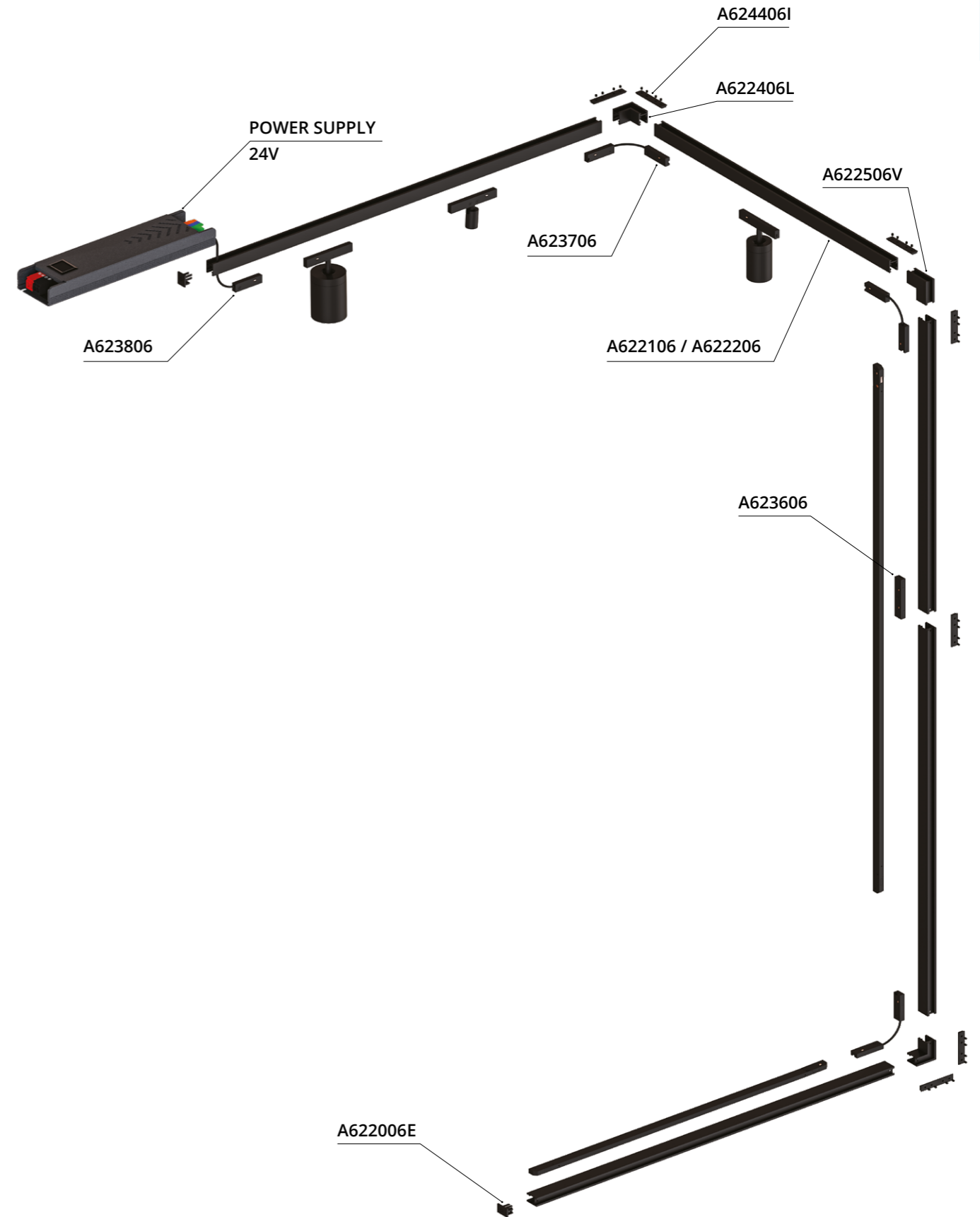
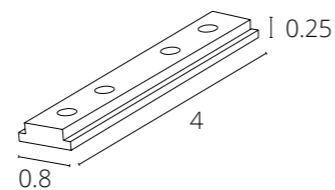
NEW



CONNECTOR

A624406I BLACK

Straight connector for surface magnetic track
Used for mechanical connection of tracks





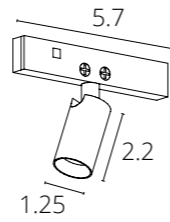
NEW



PRESTO

A6226PL-1BK BLACK LED 1W 65 Lm 4000 K

-
- ALUM PLASTIC
- 24V
-
- Ra ≥90
- IP20
- SMD



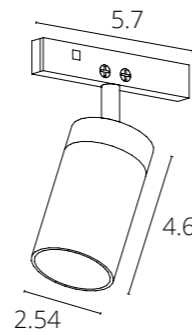
NEW



PRESTO

A6227PL-1BK BLACK LED 2W 150 Lm 4000 K

-
- ALUM PLASTIC
- 24V
-
- Ra ≥90
- IP20
- SMD



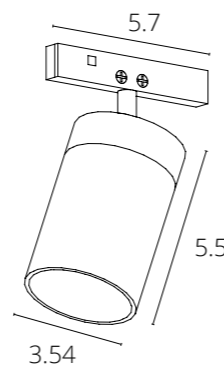
NEW



PRESTO

A6228PL-1BK BLACK LED 5W 290 Lm 4000 K

-
- ALUM PLASTIC
- 24V
-
- Ra ≥90
- IP20
- SMD



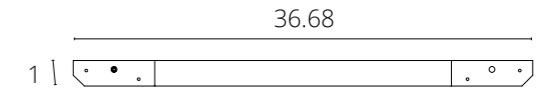
NEW



PRESTO

A6229PL-1BK BLACK LED 3W 115 Lm 4000 K

-
- ALUM PLASTIC
- 24V
-
- Ra ≥90
- IP20
- SMD




NEW



PRESTO

A6230PL-1BK BLACK LED 6W 175 Lm 4000 K

-
- ALUM PLASTIC
- 24V
-
- Ra ≥90
- IP20
- SMD



The simplest and most versatile solution in track lighting is a single-phase system.

Single-phase track lighting is used to solve classic tasks where control of lamps' groups is not required and it is necessary to use all lighting simultaneously.

The lighting for all lamps on the track is regulated with a single switch



SINGLE-PHASE TRACK SYSTEM
220V

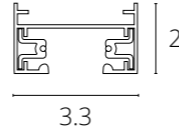


SURFACE TRACK - WHITE COLOR

A540133	1 meter
A541533	1.5 meters
A540233	2 meters
A532533	2.5 meters
A530333	3 meters

SURFACE TRACK - BLACK COLOR

A540106	1 meter
A541506	1.5 meters
A540206	2 meters
A532506	2.5 meters
A530306	3 meters



Connector A160206 / A160233 and end-cap included



SUSPENSION

A410133	WHITE	2 meters
A410106	BLACK	2 meters

Suspension bracket for track.
Maximum distance between hangers 100 cm



«I» CONNECTOR

A130233	WHITE
A130206	BLACK

Connector for "I" surface track



«L» CONNECTOR

A120233L	WHITE
A120206L	BLACK

Connector for "L" surface track



FLEXIBLE CONNECTOR

A150206F	BLACK
----------	-------



END-CAP

A210233	WHITE
A210206	BLACK

End-cap for surface track
1 pc. included



NEW




CONNECTOR - CURRENT SUPPLY

A120333P	WHITE
----------	-------

A120306P	BLACK
----------	-------



A120333P / A120306P



NEW



CONNECTOR - CURRENT SUPPLY

A130333P	WHITE
----------	-------


A130306P	BLACK
----------	-------



A130333P / A130306P



Angular and straight connectors are used to connect tracks in a line or in a shape. They can act as both a conductive connector and a power input connector. They have the ability to divide lighting into 2 groups.



NEW

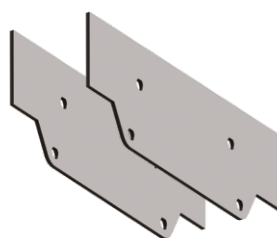


PROFILE

A632205 GRAY 2 meters

ALUM

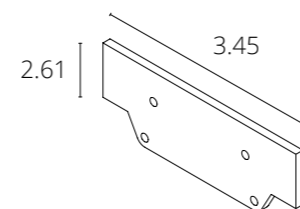
Profile for installation of surface-mounted single-phase track in stretch ceilings



END-CAP

A631105E GRAY

End-cap for profile A630205
2 plugs, 8 self-tapping screws included



CONNECTOR

A641105I GRAY

Straight Connector for stretch ceiling profiles
Fits A620205, A630205, A473206
2 connectors, 4 screws included



CONNECTOR

A641205L GRAY

Angular connector for stretch ceiling profiles
Fits A620205, A630205, A473206
2 connectors, 4 screws included



SINGLE-PHASE TRACK LIGHTS
LAMP-BASED



NEW

NET MINI

A6451PL-1WH WHITE G5,3, max 35W

A6451PL-1BK BLACK G5,3, max 35W



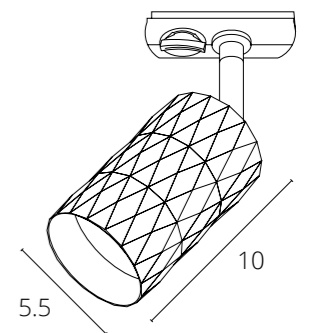
Recommended to use with ORE MINI LED
modules or MR11 lamp



FANG

A5560PL-1WH WHITE GU10, max 35W

A5560PL-1BK BLACK GU10, max 35W


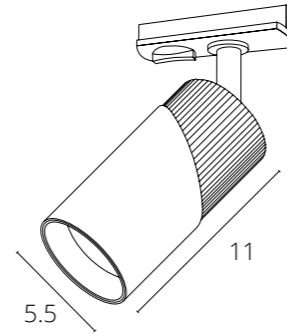




NEW

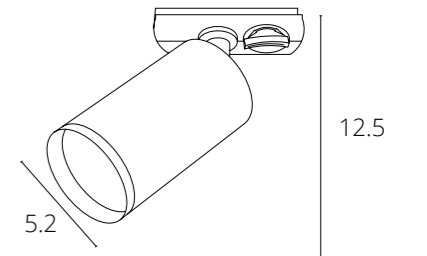
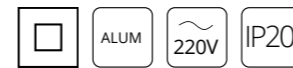
POLAR

A5461PL-1WH	WHITE	GU10, max 35W
-------------	-------	---------------

**FLAME**

A1519PL-1WH	WHITE	GU10, max 35W
-------------	-------	---------------

A1519PL-1BK	BLACK	GU10, max 35W
-------------	-------	---------------


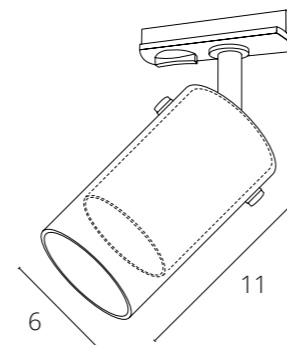
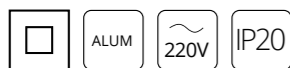


NEW

LAZIO

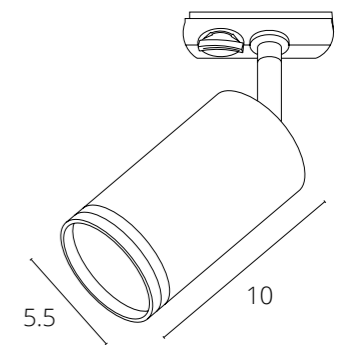
A5368PL-1SS	MATTE SILVER	GU10, max 35W
-------------	--------------	---------------

A5368PL-1SG	MATTE GOLD	GU10, max 35W
-------------	------------	---------------

**IMAI**

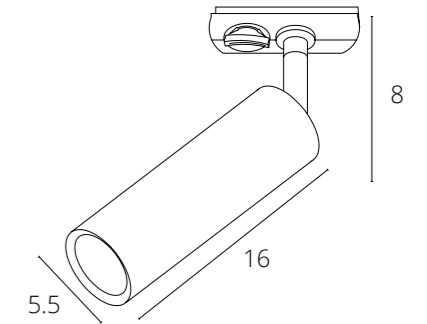
A2364PL-1WH	WHITE	GU10, MAX 15W
-------------	-------	---------------

A2364PL-1BK	BLACK	GU10, MAX 15W
-------------	-------	---------------

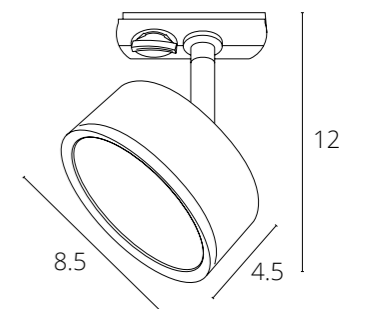
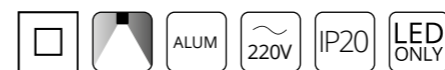


**BEID**

A1515PL-1WH	WHITE	GU10, max 35W
A1515PL-1BK	BLACK	GU10, max 35W
A1515PL-1SG	MATTE GOLD	GU10, max 35W

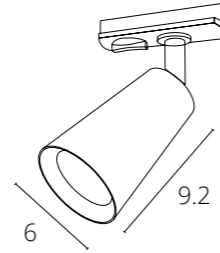
**INTERCRUS**

A5547PL-1WH	WHITE	GX53 MAX 15W
A5547PL-1BK	BLACK	GX53 MAX 15W

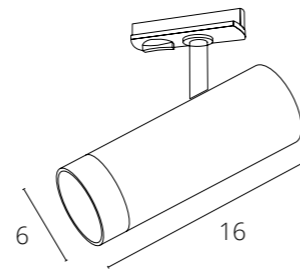


**CINTURA**

A2354PL-1WH	WHITE + BLACK	GU10, max 35W
A2354PL-1BK	BLACK	GU10, max 35W
A2355PL-1BK	BLACK + GOLD	GU10, max 35W

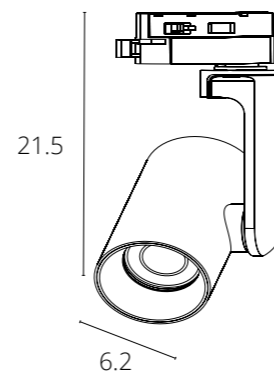
**TOPIC**

A2356PL-1WH	WHITE	GU10, max 35W
A2356PL-1BK	BLACK	GU10, max 35W



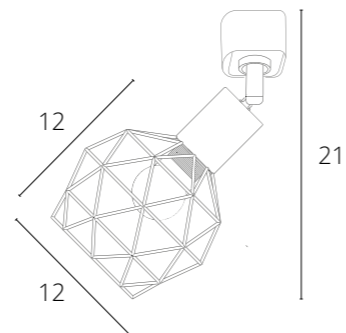
**BUCHO**

A2668PL-1SS MATTE SILVER GU10, max 50W

**SOSPIRO**

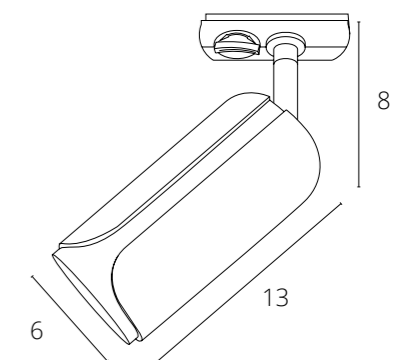
A6141PL-1WH WHITE E14, max 40W

A6141PL-1BK BLACK E14, max 40W

**PINO**

A7375PL-1WH WHITE GU10, max 35W

A7375PL-1BK BLACK GU10, max 35W





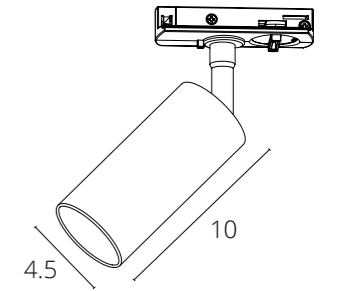
LED SINGLE-PHASE TRACK LIGHTS



NEW

AERO

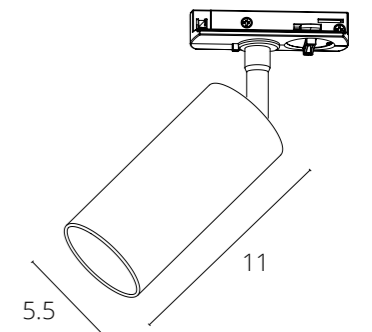
A1335PL-1WH	WHITE	LED 8W	600 Lm	3000 K
A1345PL-1WH	WHITE	LED 8W	700 Lm	4000 K
A1335PL-1BK	BLACK	LED 8W	600 Lm	3000 K
A1345PL-1BK	BLACK	LED 8W	700 Lm	4000 K



NEW

AERO

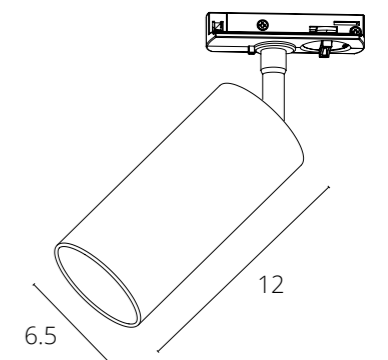
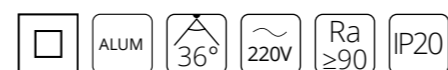
A1336PL-1WH	WHITE	LED 12W	900 Lm	3000 K
A1346PL-1WH	WHITE	LED 12W	1000 Lm	4000 K
A1336PL-1BK	BLACK	LED 12W	900 Lm	3000 K
A1346PL-1BK	BLACK	LED 12W	1000 Lm	4000 K



NEW

AERO

A1337PL-1WH	WHITE	LED 16W	1300 Lm	3000 K
A1347PL-1WH	WHITE	LED 16W	1400 Lm	4000 K
A1337PL-1BK	BLACK	LED 16W	1300 Lm	3000 K
A1347PL-1BK	BLACK	LED 16W	1400 Lm	4000 K

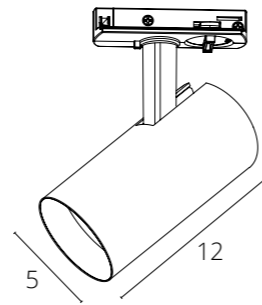




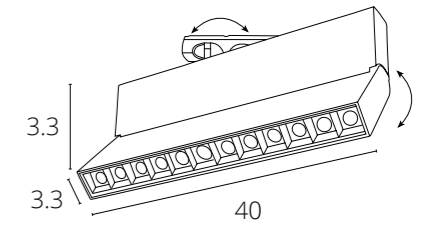
NEW

BENE

A1935PL-1WH	WHITE	LED 10W	750 Lm	3000 K
A1945PL-1WH	WHITE	LED 10W	850 Lm	4000 K
A1935PL-1BK	BLACK	LED 10W	750 Lm	3000 K
A1945PL-1BK	BLACK	LED 10W	850 Lm	4000 K

**FLASH**


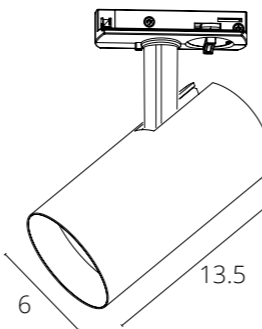
A4572PL-1BK	BLACK	LED 12W	750 Lm	4000 K
A4573PL-1BK	BLACK	LED 12W	750 Lm	3000 K



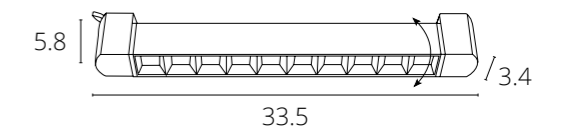
NEW

BENE

A1936PL-1WH	WHITE	LED 15W	1300 Lm	3000 K
A1946PL-1WH	WHITE	LED 15W	1400 Lm	4000 K
A1936PL-1BK	BLACK	LED 15W	1300 Lm	3000 K
A1946PL-1BK	BLACK	LED 15W	1400 Lm	4000 K

**FLASH**


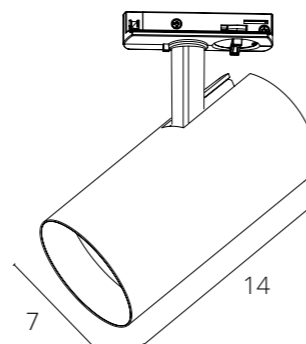
A4575PL-1BK	BLACK	LED 18W	1500 Lm	4000 K
-------------	-------	---------	---------	--------



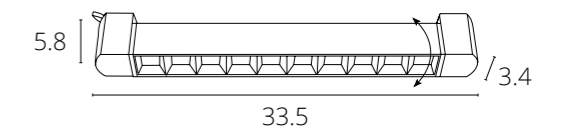
NEW

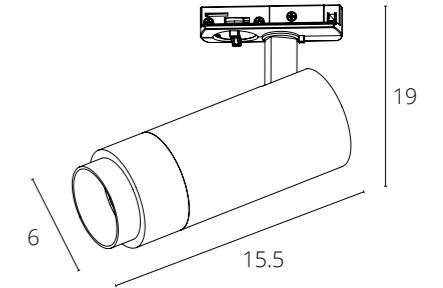
BENE

A1937PL-1WH	WHITE	LED 20W	1650 Lm	3000 K
A1947PL-1WH	WHITE	LED 20W	1800 Lm	4000 K
A1937PL-1BK	BLACK	LED 20W	1650 Lm	3000 K
A1947PL-1BK	BLACK	LED 20W	1800 Lm	4000 K

**FLASH**

A4575PL-1BK	BLACK	LED 18W	1500 Lm	4000 K
-------------	-------	---------	---------	--------

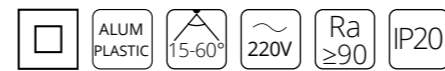





NEW

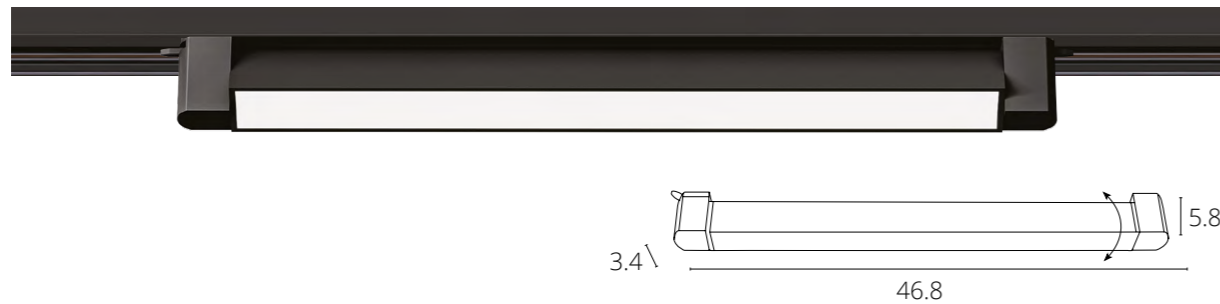
MERAK

A3530PL-1WH	WHITE	LED 15W	1200 Lm	3000 K
A3540PL-1WH	WHITE	LED 15W	1200 Lm	4000 K
A3530PL-1BK	BLACK	LED 15W	1200 Lm	3000 K
A3540PL-1BK	BLACK	LED 15W	1200 Lm	4000 K



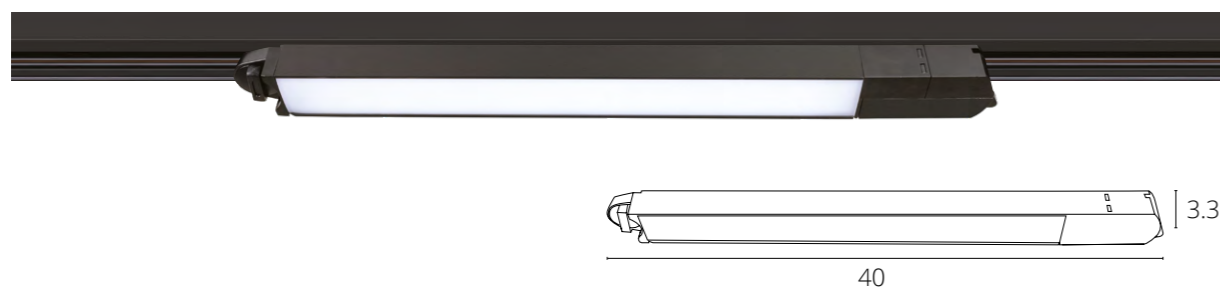
**LINEETTA**

A4576PL-1BK	BLACK	LED 15W	1200 Lm	4000 K
-------------	-------	---------	---------	--------

**LINEETTA**

A4574PL-1WH	WHITE	LED 20W	1250 Lm	4000 K
-------------	-------	---------	---------	--------

A4574PL-1BK	BLACK	LED 20W	1250 Lm	4000 K
-------------	-------	---------	---------	--------

**LINEETTA**


A4570PL-1BK	BLACK	LED 12W	950 Lm	4000 K
-------------	-------	---------	--------	--------

A4571PL-1BK	BLACK	LED 12W	950 Lm	3000 K
-------------	-------	---------	--------	--------

**VINSANT**

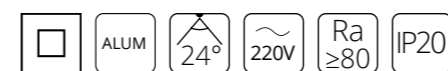
A2665PL-1WH	WHITE	LED 20W	850 Lm	4000 K
-------------	-------	---------	--------	--------

A2665PL-1BK	BLACK	LED 20W	850 Lm	4000 K
-------------	-------	---------	--------	--------

**VINSANT**

A2664PL-1WH	WHITE	LED 30W	1150 Lm	4000 K
-------------	-------	---------	---------	--------

A2664PL-1BK	BLACK	LED 30W	1150 Lm	4000 K
-------------	-------	---------	---------	--------



The LED strips of the TAPE and LANE series are designed to place light accents and give the interior a unique style.

They are available in different ranges of white and RGB colors. They provide a uniform glow and high quality of color transmission CRI>90.

The AQUA TAPE series allows you to use lighting in rooms with high humidity.

Ribbon connectors are a unique development of the brand. Compact and transparent, the connectors provide a connection without visible breaks, without blocking the LEDs.



LED STRIP
24V / 48V

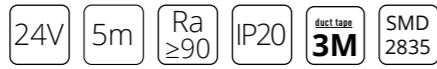
NEW



TAPE

100 mm

A2406008-01-3K	4,8W/M	2900-3100K	550 LM/M	60LED/M
A2406008-02-4K	4,8W/M	3800-4200K	550 LM/M	60LED/M
A2406008-03-6K	4,8W/M	5800-6500K	550 LM/M	60LED/M



TAPE

50 mm

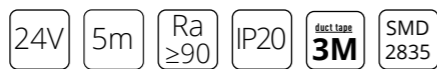
A2412005-01-3K	9,6W/M	2900-3100K	1000 LM/M	120LED/M
A2412005-02-4K	9,6W/M	3800-4200K	1000 LM/M	120LED/M
A2412005-03-6K	9,6W/M	5800-6500K	1000 LM/M	120LED/M




TAPE

50 mm

A2412008-01-3K	9,6W/M	2900-3100K	1000 LM/M	120LED/M
A2412008-02-4K	9,6W/M	3800-4200K	1000 LM/M	120LED/M
A2412008-03-6K	9,6W/M	5800-6500K	1000 LM/M	120LED/M



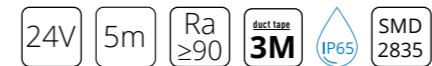
LED STRIP 24V

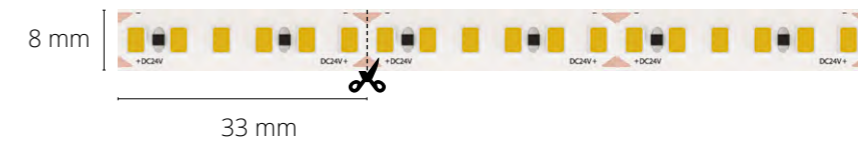



50 mm

AQUA TAPE

A2412008-04-3K	9,6W/M	2900-3100K	1000 LM/M	120LED/M
A2412008-05-4K	9,6W/M	3800-4200K	1000 LM/M	120LED/M
A2412008-06-6K	9,6W/M	5800-6500K	1000 LM/M	120LED/M





TAPE

A2418008-01-3K	14,4W/M	2900-3100K	1350 LM/M	180LED/M
A2418008-02-4K	14,4W/M	3800-4200K	1350 LM/M	180LED/M
A2418008-03-6K	14,4W/M	5800-6500K	1350 LM/M	180LED/M


24V 5m Ra ≥90 IP20 SMD 2835



TAPE

A2424010-01-3K	19,2W/M	2900-3100K	1800 LM/M	240LED/M
A2424010-02-4K	19,2W/M	3800-4200K	1800 LM/M	240LED/M
A2424010-03-6K	19,2W/M	5800-6500K	1800 LM/M	240LED/M

24V 5m Ra ≥90 IP20 SMD 2835




TAPE

A2424015-01-3K	20W/M	2900-3100K	2200 LM/M	240LED/M
A2424015-02-4K	20W/M	3800-4200K	2200 LM/M	240LED/M
A2424015-03-6K	20W/M	5800-6500K	2200 LM/M	240LED/M

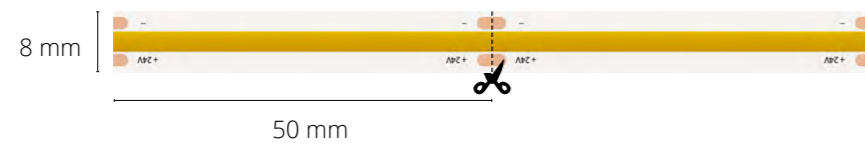
24V 5m Ra ≥90 IP20 SMD 2835

NEW



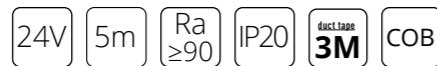
LANE

A2432005-01-3K	10W/M	2900-3100K	850 LM/M	320LED/M
A2432005-02-4K	10W/M	3800-4200K	850 LM/M	320LED/M
A2432005-03-6K	10W/M	5800-6500K	850 LM/M	320LED/M

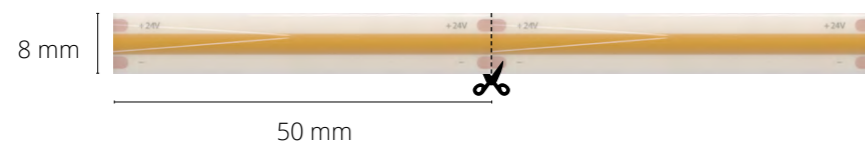


LANE

A2432008-01-3K	10W/M	2900-3100K	850 LM/M	320LED/M
A2432008-02-4K	10W/M	3800-4200K	850 LM/M	320LED/M
A2432008-03-6K	10W/M	5800-6500K	850 LM/M	320LED/M

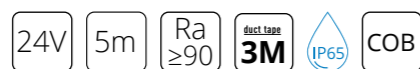


NEW

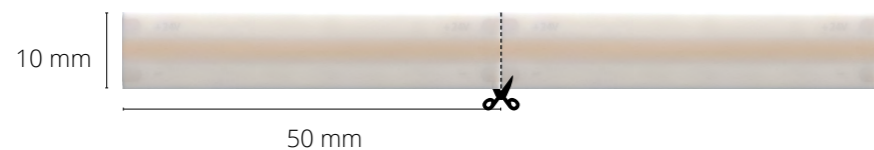


AQUA LANE

A2432008-04-3K	10W/M	2900-3100K	850 LM/M	320LED/M
A2432008-05-4K	10W/M	3800-4200K	850 LM/M	320LED/M
A2432008-06-6K	10W/M	5800-6500K	850 LM/M	320LED/M

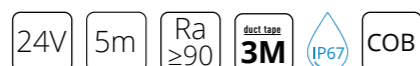


NEW



AQUA LANE

A2448010-01-3K	13W/M	2900-3100K	1000 LM/M	480LED/M
A2448010-02-4K	13W/M	3800-4200K	1000 LM/M	480LED/M
A2448010-03-6K	13W/M	5800-6500K	1000 LM/M	480LED/M

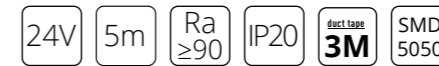


NEW




TAPE

A2406010-01-RGB	14,4W/M	RGB	60LED/M
-----------------	---------	-----	---------



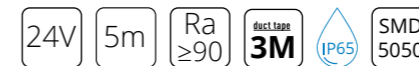
R - 75 Lm/m
G - 190 Lm/m
B - 45 Lm/m

NEW



AQUA TAPE

A2406010-02-RGB	14,4W/M	RGB	60LED/M
-----------------	---------	-----	---------



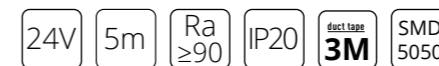
R - 75 Lm/m
G - 190 Lm/m
B - 45 Lm/m

NEW




TAPE

A2406012-02-RGB3K	14,4W/M	RGB+W 3000K	60LED/M
A2406012-01-RGB4K	14,4W/M	RGB+W 4000K	60LED/M



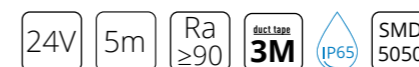
R - 75 Lm/m
G - 190 Lm/m
B - 45 Lm/m
W - 280 Lm/m

NEW




AQUA TAPE

A2406012-04-RGB3K	14,4W/M	RGB+W 3000K	60LED/M
A2406012-05-RGB4K	14,4W/M	RGB+W 4000K	60LED/M



R - 75 Lm/m
G - 190 Lm/m
B - 45 Lm/m
W - 280 Lm/m

NEW



100 mm

SPI

A2406010-03-3K 14,4W/M 2900-3100K 1000 LM/M 60LED/M

A2406010-04-4K 14,4W/M 3800-4200K 1000 LM/M 60LED/M



NEW



100 mm

SPI

A2406010-05-RGB 14,4W/M RGB 60LED/M



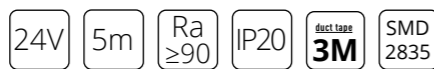
R - 75 Lm/m
G - 190 Lm/m
B - 45 Lm/m



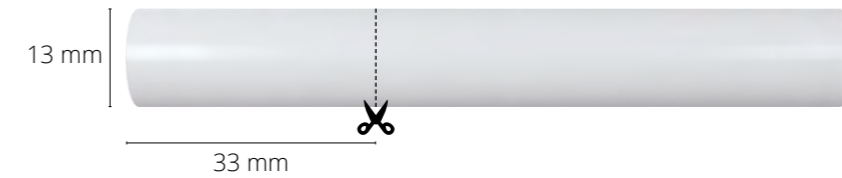
100 mm

TAPE

A2414010-01-MIX 12W/M 2700K+6000K 1000 LM/M 140LED/M



NEW



NEON TERMO

A2418013-01-3K 14W/M 2900-3100K 1000 LM/M 180LED/M



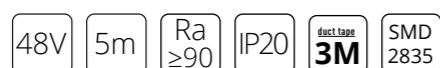
The heat-resistant neon strip is designed for use in rooms with high humidity and temperatures up to 100°C. 2 end-caps with wire outlet, 2 end-caps, 10 silicone fasteners included

LED STRIP 24V

**TAPE**

A4812010-01-3K	7,2W/M	2900-3100K	800 LM/M	120LED/M
-----------------------	--------	------------	----------	----------

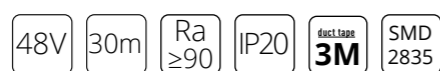
A4812010-02-4K	7,2W/M	3800-4200K	800 LM/M	120LED/M
-----------------------	--------	------------	----------	----------



The maximum length of the tape connection is 30 meters

A4812010-03-3K	7,2W/M	2900-3100K	800 LM/M	120LED/M
-----------------------	--------	------------	----------	----------

A4812010-04-4K	7,2W/M	3800-4200K	800 LM/M	120LED/M
-----------------------	--------	------------	----------	----------

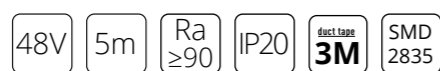


The maximum length of the tape connection is 30 meters

NEW**TAPE**

A4812010-05-3K	14W/M	2900-3100K	1500 LM/M	120LED/M
-----------------------	-------	------------	-----------	----------

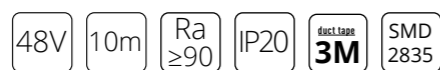
A4812010-06-4K	14W/M	3800-4200K	1500 LM/M	120LED/M
-----------------------	-------	------------	-----------	----------



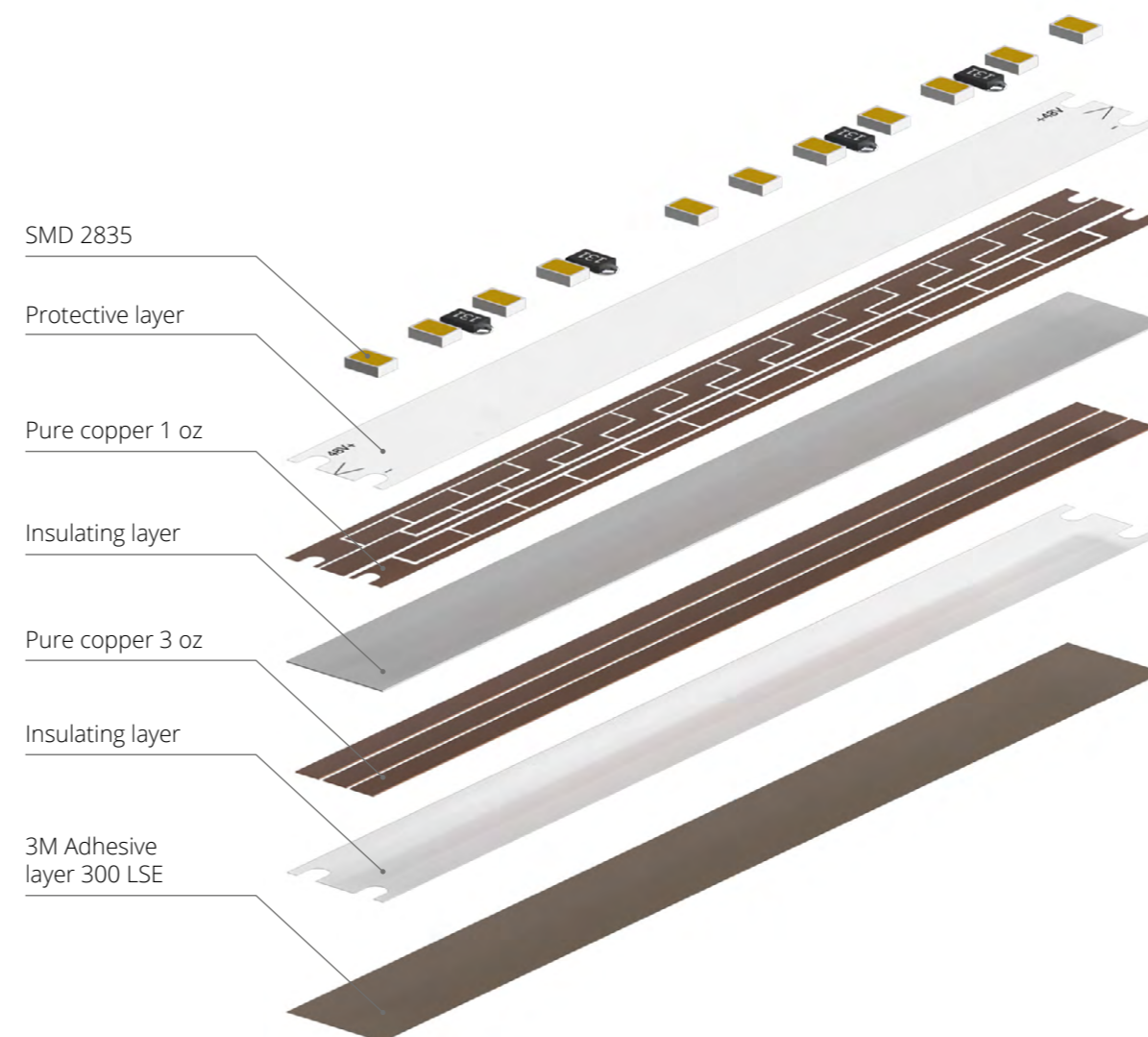
The maximum length of the tape connection is 10 meters

A4812010-07-3K	14W/M	2900-3100K	1500 LM/M	120LED/M
-----------------------	-------	------------	-----------	----------

A4812010-08-4K	14W/M	3800-4200K	1500 LM/M	120LED/M
-----------------------	-------	------------	-----------	----------




The maximum length of the tape connection is 10 meters

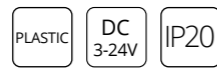


- Single printed circuit board without rations
- Uniform glow
- The maximum length of the connected segment is 30 meters

CONNECTORS




A30-05-1CCT	2,5A	for power connection
A31-05-1CCT	2,5A	«tape-to-tape» flexible connection
A32-05-1CCT	3,5A	«tape-to-tape» direct connection

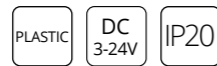


For single-color LED strip:
24V 120 SMD2835/m 5mm

CONNECTORS



A30-08-1CCT	2,5A	for power connection
A31-08-1CCT	2,5A	«tape-to-tape» flexible connection
A32-08-1CCT	3,5A	«tape-to-tape» direct connection



For single-color LED strip:
24V 120 SMD2835/m 8mm
24V 180 SMD2835/m 8mm
24V COB 8mm

CONNECTORS



A30-10-1CCT	2,5A	for power connection
A31-10-1CCT	2,5A	«tape-to-tape» flexible connection
A32-10-1CCT	3,5A	«tape-to-tape» direct connection



For single-color LED strip:
24V 240 SMD2835/m 10mm
48V 120 SMD2835/m 10mm

CONNECTORS




A30-10-MIX	2,5A	for power connection
A31-10-MIX	2,5A	«tape-to-tape» flexible connection
A32-10-MIX	3,5A	«tape-to-tape» direct connection



For MIX LED strip:
24V 120 SMD 2835/m 10mm

CONNECTORS



A30-12-RGBW	2,5A	for power connection
A31-12-RGBW	2,5A	«tape-to-tape» flexible connection
A32-12-RGBW	3,5A	«tape-to-tape» direct connection



For RGBW LED strip:
24V 60 SMD5050/m 12mm



NEW

**FASTENERS****A2448010C**

For COB IP67 LED strip
10 pcs. included

NEW

**END-CAP WITH WIRE OUTLET****A2418012EW**

For NEON TERMO series LED strip
10 pcs. included

NEW

**END-CAP****A2448010E**

For COB IP67 LED strip
10 pcs. included

NEW

**FASTENERS****A2418012C**

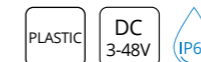
For NEON TERMO series LED strip
10 pcs. included

NEW

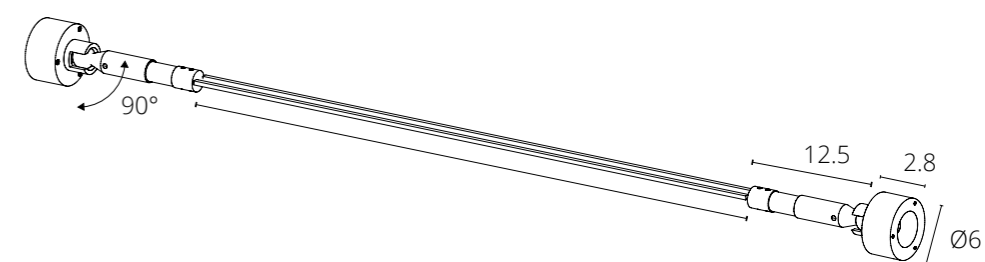
**END-CAP****A2418012E**

For NEON TERMO series LED strip
10 pcs. included

NEW

**WATERPROOF CONNECTOR****A68-01-2PIN** Max 16A

Waterproof connector
for wires with a cross section of max. 1.5 mm²

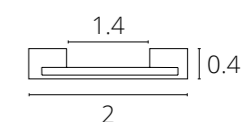


NEW

SKYCROSS

A601006N	BLACK	10 m
A600506N	BLACK	5 m

STEEL IP20



For installation in the interior, followed by a complete set of LED strip with a width of no more than 14mm (no more than 19.2 W/m)

NEW

SKYCROSS

A600006N	BLACK
-----------------	-------


STEEL IP20



A set of fasteners for the SKYCROSS cable system, for creating various lighting scenarios



NEW

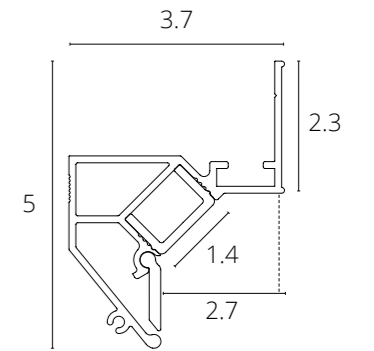


GAP

A680233	WHITE	2 meters
A680206	BLACK	2 meters

ALUM

Shadow profile for stretch ceilings.
End-cap insert covering the harpoon included.
The possibility of adding an LED strip.
The A671005RS diffuser is sold separately



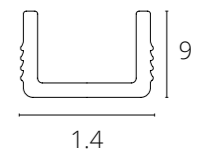
NEW




DIFFUSER

A671005RS	WHITE	2 meters
-----------	-------	----------

Matte profile diffuser A670233, A670206, A680233, A680206



NEW

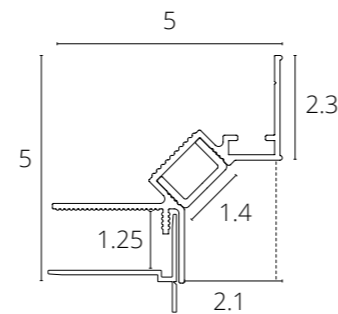


GAP

A670233	WHITE	2 meters
A670206	BLACK	2 meters

ALUM

Shadow profile for GWB ceilings.
The possibility of adding an LED strip.
Plastic insert, which simplifies the finishing work, included The A671005RS diffuser is sold separately




NEW




PLASTIC INSERT

A600133	WHITE	2 meters
---------	-------	----------

Suitable for GWB, simplifies finishing work



NEW

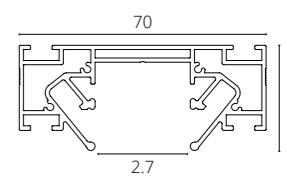


**PROFILE
FOR A STRETCH CEILING**

A722205 GRAY 2 meters

ALUM

Profile for mounting OPTIMA magnetic surface track in a stretch ceiling (PVC) and for creating a light line. To create a light line you need to purchase a set of profile and diffuser A700205



NEW

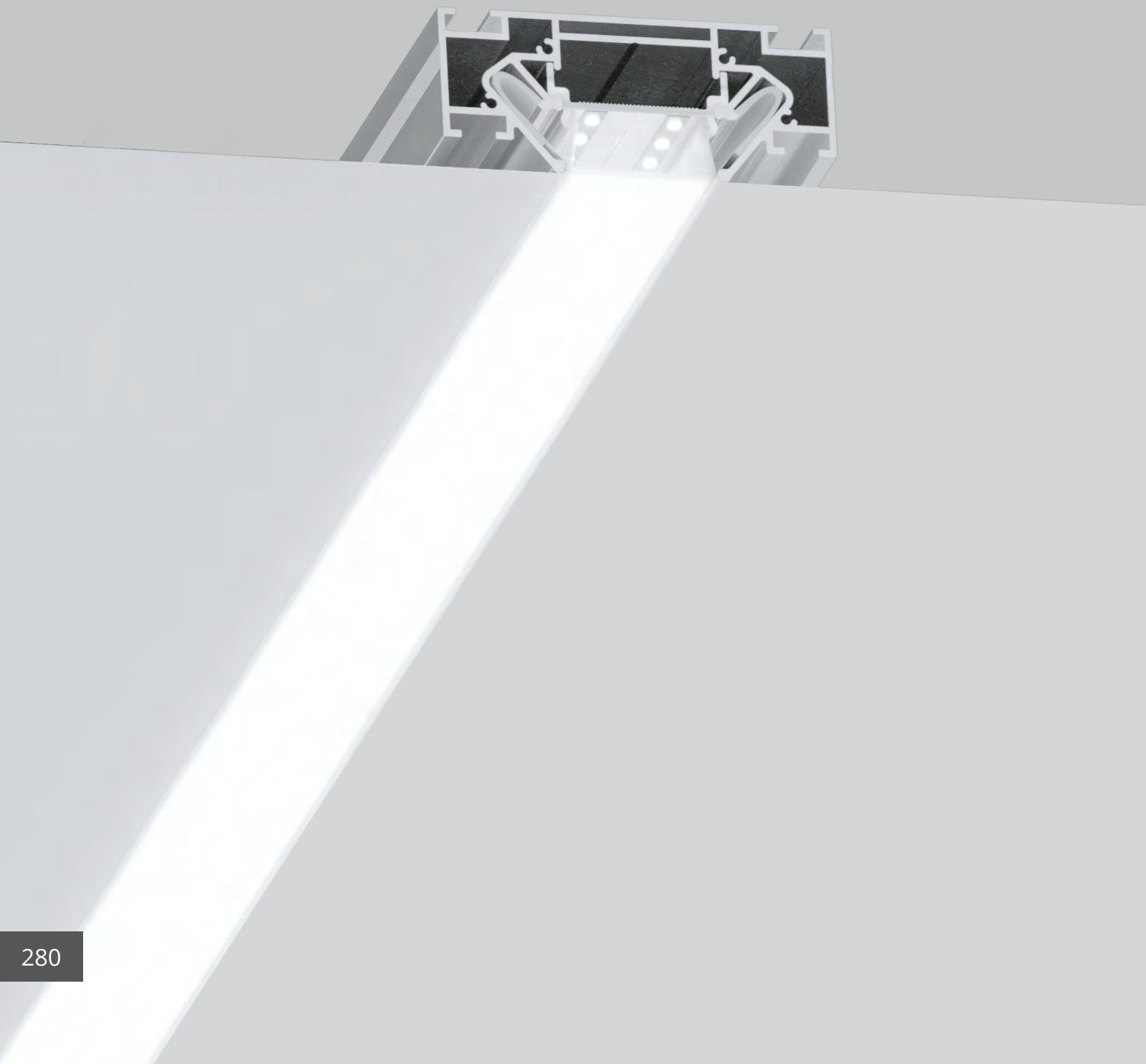
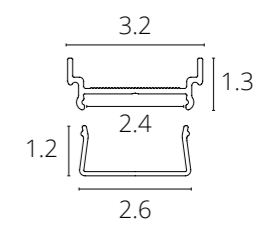


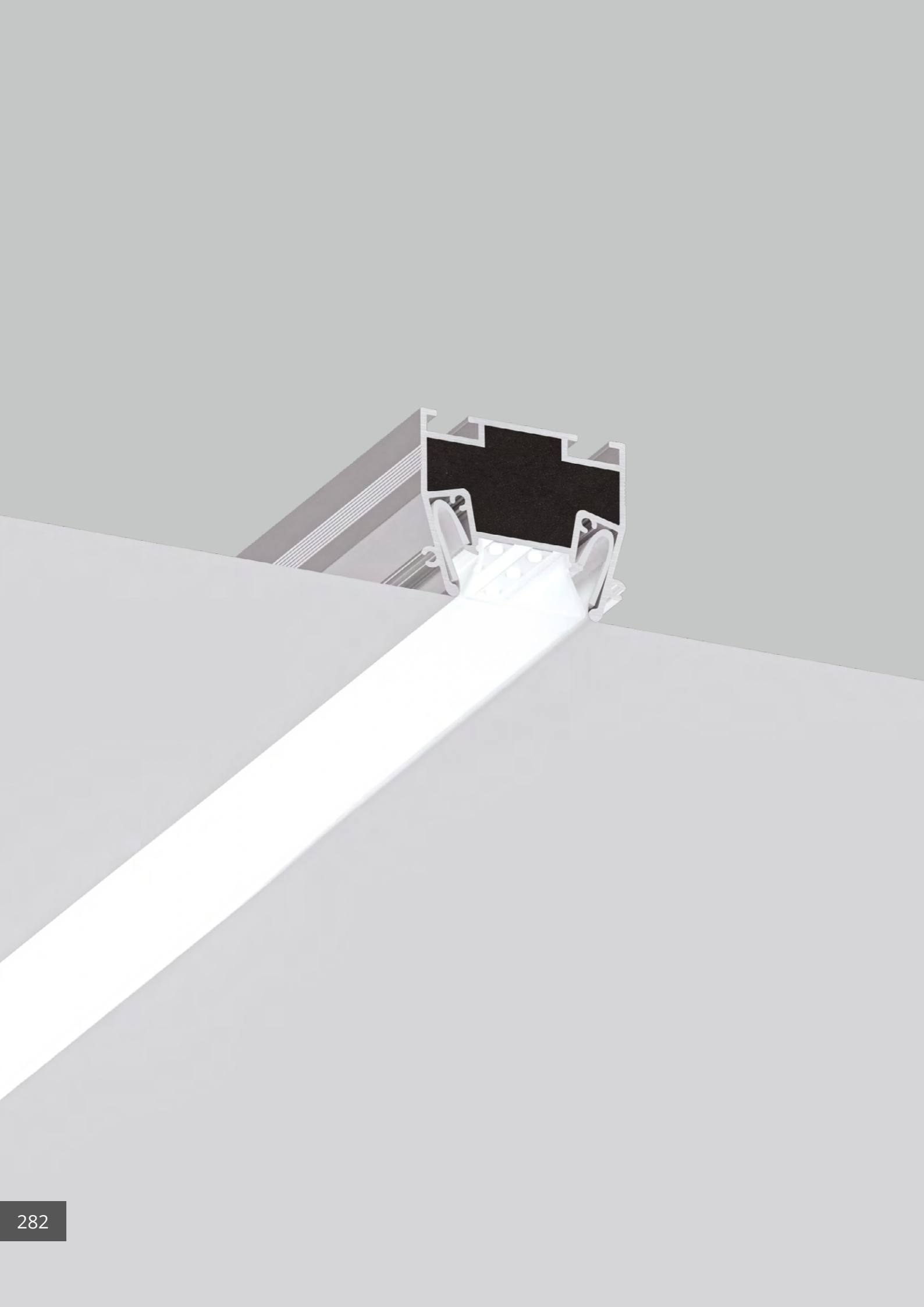
PROFILE-ACCESSORIES

A700205 GRAY 2 meters


ALUM

The light line for the A722205 profile allows you to connect the OPTIMA track and the light line. Profile for LED strip up to 24 mm wide, diffuser included





NEW

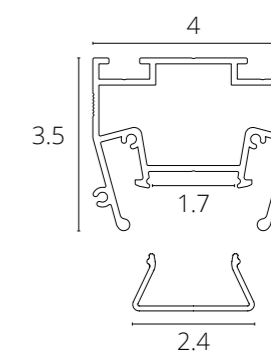


LIGHT LINE

A690205 GRAY 2 meters

ALUM

Diffuser for LED strip up to 24 mm wide included



NEW

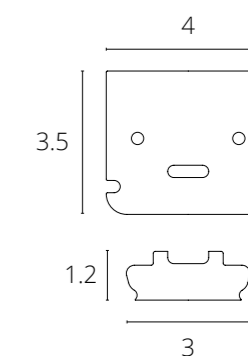


END-CAP

A691005E GRAY

ALUM
PLASTIC

End end-cap - 2 pcs,
inner end-cap - 2 pcs. included



NEW



SURFACE

A150605S	GRAY	2 meters
A150606S	BLACK	2 meters



Surface profile for the installation of LED strips with a width of no more than 10 mm.
2m profile, 2m diffuser, 2 end-caps, 4 fasteners, 4 screws included

DIFFUSER


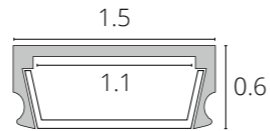
A150606RS	BLACK	2 meters
------------------	-------	----------

Black diffuser for A150606S profile

END-CAP

A150605E	GRAY
A150606E	BLACK

2 end-caps included



SURFACE

A161205S	GRAY	2 meters
-----------------	------	----------

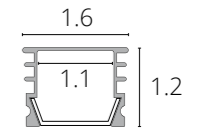


Surface profile for the installation of LED strips with a width of no more than 10 mm.
2m profile, 2m diffuser, 2 end-caps, 4 fasteners, 4 screws included


END-CAP

A161205E	GRAY
-----------------	------

End-cap for profile A161205S
2 end-caps included



NEW



SURFACE

A202005S	GRAY+ WHITE	2 meters
A202006S	BLACK+WHITE	2 meters



Surface profile with a white diffuser for installing LED strips with a width of no more than 15 mm.
2m profile, 2m diffuser, 2 end-caps, 4 fasteners, 4 screws include

END-CAP

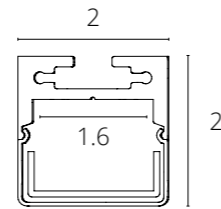
A202005E	GRAY
A202006E	BLACK

End-cap for profile A202005S, A202006S, A202066S
2 end-caps included

SUSPENSION

A201005	GRAY	2 meters
A201006	BLACK	2 meters

Suspension set for profile A202005S, A202006S, A202066S, A202066S
2 end-caps included



SURFACE

A240605S	GRAY	2 meters
-----------------	------	----------

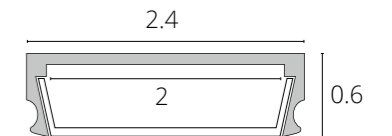


Surface profile for the installation of LED strips with a width of no more than 18 mm.
2m profile, 2m diffuser, 2 end-caps, 4 fasteners, 4 screws included


END-CAP

A240605E	GRAY
-----------------	------

End-cap for profile A240605S
2 end-caps included



NEW



SURFACE

A070905S	GRAY	2 meters
-----------------	------	----------

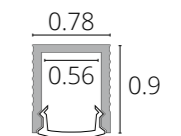


Surface profile for the installation of LED strips with a width of no more than 5 mm.
2m profile, 2m diffuser, 2 end-caps, 4 fasteners, 4 screws included

END-CAP

A070905E	GRAY
-----------------	------

End-cap for profile A070905S
2 end-caps included



NEW



SURFACE

A161605S	GRAY	2 meters
A161606S	BLACK	2 meters

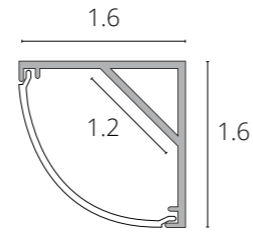


Angular surface profile for the installation of LED strips with a width of no more than 10 mm.
2m profile, 2m diffuser, 2 end-caps, 4 fasteners, 4 screws included

END-CAP

A161605E	GRAY
A161606E	BLACK

End-cap for profile A161605S, A161606S
2 end-caps included



INTEGRATION

A221205R	GRAY	2 meters
-----------------	------	----------

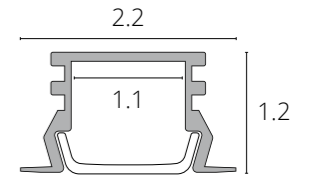


Recessed profile for installation of LED strips with a width of no more than 10 mm.
2m profile, 2m diffuser,
2 end-caps, 4 fasteners, 4 screws included


END-CAP

A221205E	GRAY
-----------------	------

End-cap for profile A221205R
2 end-caps included



NEW



INTEGRATION

A141005R	GRAY	2 meters
-----------------	------	----------

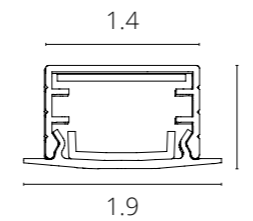


Recessed profile for installation of LED strips with a width of no more than 10 mm.
2m profile, 2m diffuser,
2 end-caps, 4 fasteners, 4 screws included

END-CAP

A141005E	GRAY
-----------------	------

End-cap for profile A141005R
2 end-caps included



INTEGRATION

A300605R	GRAY	2 meters
-----------------	------	----------


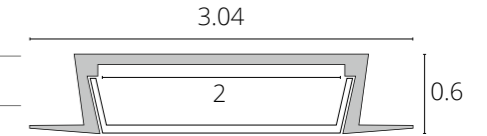


Recessed profile for installation of LED strips with a width of no more than 18 mm.
2m profile, 2m diffuser,
2 end-caps, 4 fasteners, 4 screws included

END-CAP

A300605E	GRAY
-----------------	------

End-cap for profile A300605R
2 end-caps included



INTEGRATION

A220605R	GRAY	2 meters
-----------------	------	----------

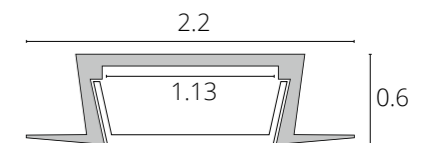


Recessed profile for installation of LED strips with a width of no more than 10 mm.
2m profile, 2m diffuser,
2 end-caps, 4 fasteners, 4 screws included

END-CAP

A220605E	GRAY
-----------------	------

End-cap for profile A220605R
2 end-caps included



Various control methods are used to dim light sources:

- TRIAC is an alternating voltage control technology. For stable operation with LED power supplies, a Trailing Edge cutoff is used.
- 0/1-10V is an analog control protocol with constant voltage DC. A voltage from 0 to 10V is supplied to the power supply via a separate control circuit, which corresponds to a brightness level of 0-100%.
- PWM (PWM – Pulse-Width Modulation) is a method of changing the brightness of LED light sources by reducing the average applied power of an electrical signal. It is used for LED strips.
- Dimming devices can be controlled using the R-remote control or the Push-Dim method using a return switch. For integration into the smart home system, devices and lamps can have WiFi+BLE (Bluetooth Low Energy) radio modules – the SMART series.



LIGHT CONTROL

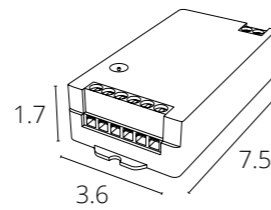
NEW



SMART controller

A71C-01CH-WF 1 channel (1x10A) DC 12-48V 120-480W

- PLASTIC
- RF 2,4GHZ
- PWM 2000Hz
- IP20
- PUSH DIM



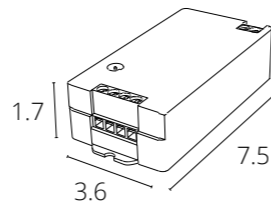
Max. load



SMART controller

A70C-01CH-WF 1 channel (1x15A) DC 12-24V 180-360W

- PLASTIC
- RF 2,4GHZ
- PWM 2000Hz
- IP20



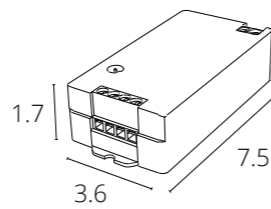
Max. load



SMART controller


A70C-02CH-WF 2 channel (2x7.5A) DC 12-24V 180-360W

- PLASTIC
- RF 2,4GHZ
- PWM 2000Hz
- IP20



Max. load

App Smart Life®



The ability to control the LED strip through the SMART LIFE application, using a radio remote. The remote control is sold separately.





SMART control panel

A70RC-01CH-BK RF 2,4GHZ 4 zone DC 3V (2xAAA)

PLASTIC RF 2,4GHZ IP20 MAX 20 M

For single-channel controllers A70C-01CH-WF, A71C-01CH-WF and TRIAC dimmers A80D-01CH-RF, A80D-01CH-WF



SMART control panel

A70RC-02CH-BK RF 2,4GHZ 4 zone DC 3V (2xAAA)

PLASTIC RF 2,4GHZ IP20 MAX 20 M

For dual-channel controller A70C-02CH-WF



SMART control panel

A70RC-04CH-BK RF 2,4GHZ 4 zone DC 3V (2xAAA)

PLASTIC RF 2,4GHZ IP20 MAX 20 M

For controllers A70C-03CH-WF, A70C-04CH-WF, A72C-01CH-WF

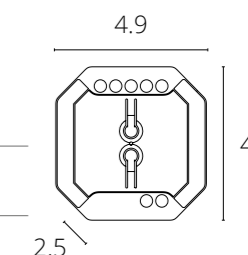
NEW



DIMMER TRIAC

A80D-01CH-RF 1 channel (1x1.4A) AC 220-240V Max 300W

PLASTIC RF 2,4GHZ IP20 PUSH DIM R.C



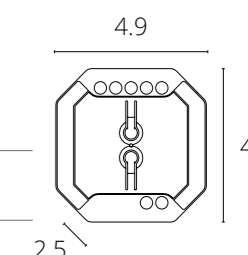
NEW



DIMMER TRIAC

A80D-01CH-WF 1 channel (1x1.4A) AC 220-240V Max 300W

PLASTIC RF 2,4GHZ IP20 PUSH DIM R.C Powered by tuya



TRIAC (Triode for alternating current) is a reliable technology for controlling the brightness of LED lamps. Dimming is performed by controlling the alternating current supplied to the power supply.

The TRIAC standard provides for the use of special dimmable drivers and power supplies for LED light sources.

The dimmer is designed to control LED light sources using the TRIAC protocol (TE - Trailing Edge).

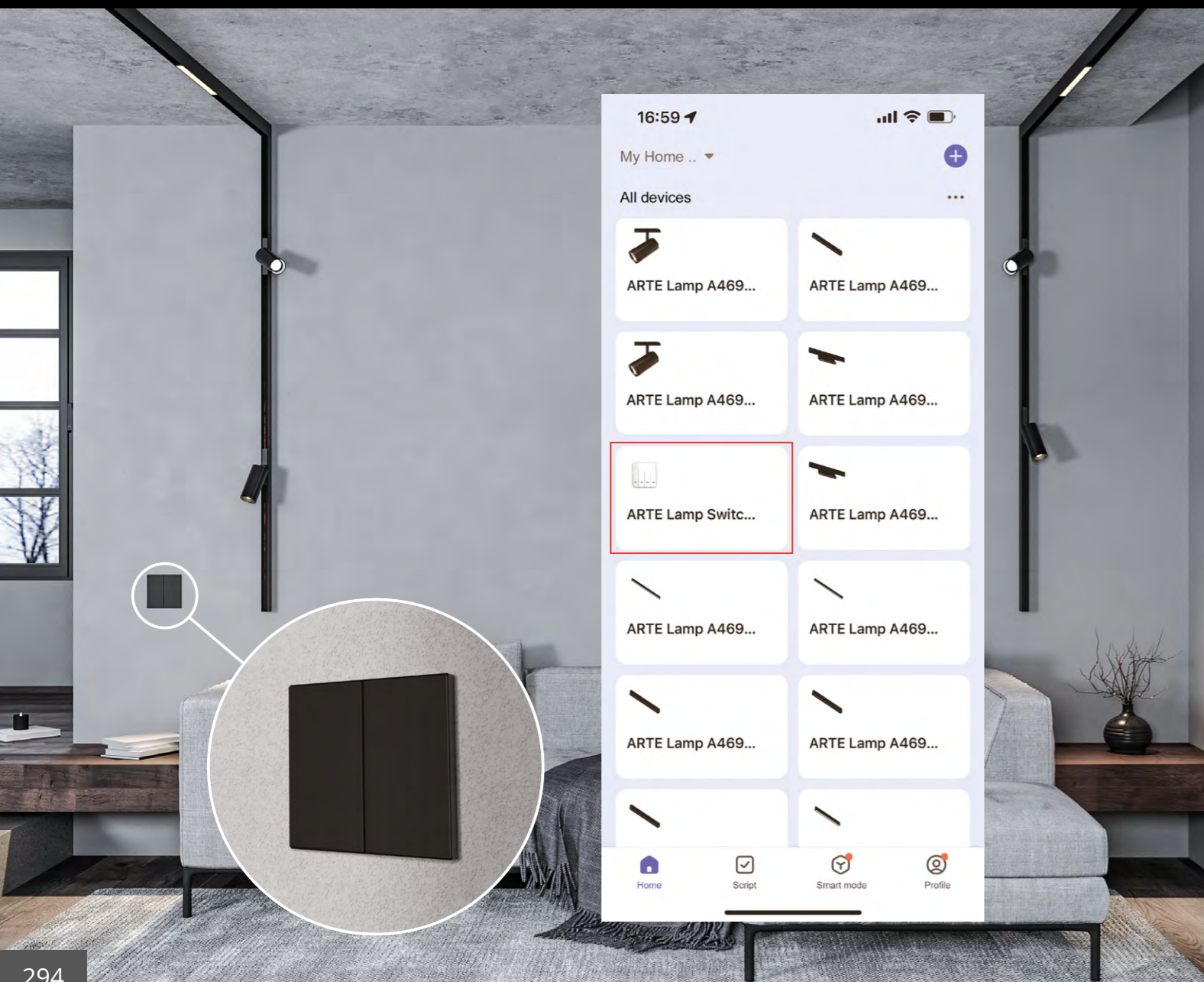
The main functions of the dimmer are: turning on and off the LED strips, adjusting the brightness. Setting the minimum brightness level in the range 5-35%

The controller is controlled using:

- SMART LIFE Applications
- Smart A70RC-01CH-BK series control panel
- PUSH DIM return switch

SMART

- Smart Life Management
- Setting up different scenarios through the app
- 4 separate channels, up to 150W LED load per channel
- Control not only track systems, but also any light source
- The panel depth is only 2.5 cm, suitable for installation in a standard socket with a diameter of 68 mm, a depth of 45 mm

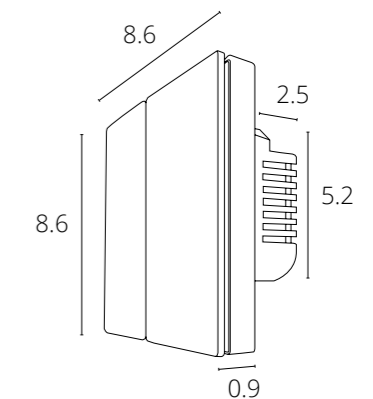


SMART CONTROL PANEL

A700133	WHITE	100-250V	BASE: 600W	FOR CHENEL Max 150W
A700106	BLACK	100-250V	BASE: 600W	FOR CHENEL Max 150W



To control groups of fixtures



NEW

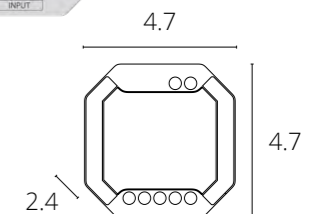
SMART RELAY MODULE

			Max. load
A90S-02CH-WF	2 (2x8A)	AC 220-240V	Max 2800W

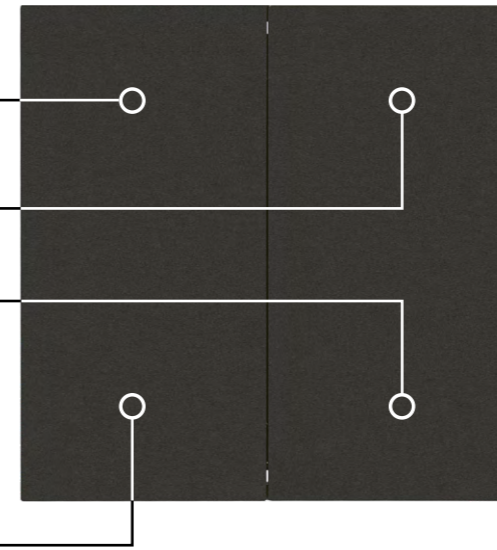


Designed to control light sources with a voltage of 230V


App Smart Life®



SMART



- Setting up different scenarios through the app
- 4 separate channels, up to 150W load per channel
- Control not only track systems, but also any light source



- 4 outputs for connecting the load to the light source
- Panel power connection
- Phase: (L) and Zero (N)

App Smart Life®



Modern lamps have LED chips as a light source, operating from a constant stabilized voltage. Therefore, the power supplies of LED lamps must have a high level of voltage stabilization and filtration, which will ensure a long service life of the LEDs.

Also, power supplies must be protected against overvoltage, short circuit, thermal overload, excess output current and have a sufficient range of input mains voltage.

The ARTE Lamp features power supplies in the STANDART, PRO, AQUA and SLIM ranges, which can be used for various tasks in interior lighting.

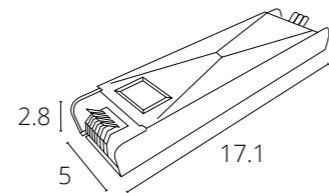
The background of the right side of the page is an abstract digital artwork. It features a dark, almost black, background. A prominent horizontal line of bright orange and yellow light runs across the middle. Above and below this line, there are numerous thin, wavy, and overlapping lines of light in shades of blue and cyan. These lines create a sense of motion and depth, resembling a data visualization or a stylized representation of light waves. The overall effect is futuristic and high-tech.

POWER UNIT



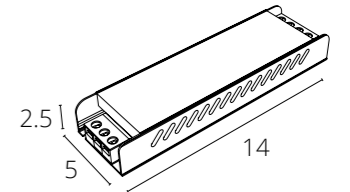
PRO POWER SUPPLY

A240105N 100W, 4.2A



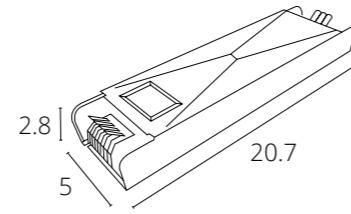
STANDART POWER SUPPLY

A240406N 100W, 4.2A



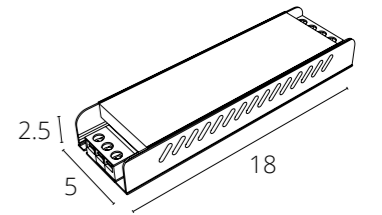
PRO POWER SUPPLY

A240205N 150W, 6.25A



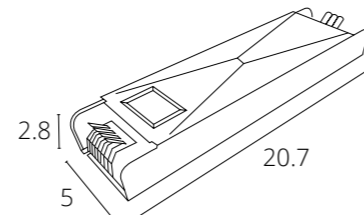
STANDART POWER SUPPLY

A240506N 150W, 6.25A



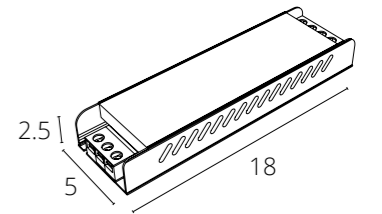
PRO POWER SUPPLY

A240305N 200W, 8.3A




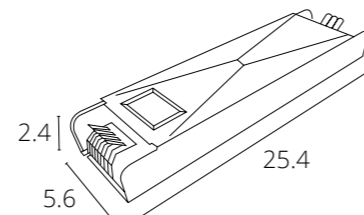
STANDART POWER SUPPLY

A240606N 200W, 8.3A



PRO POWER SUPPLY

A240505N 400W, 16.6A

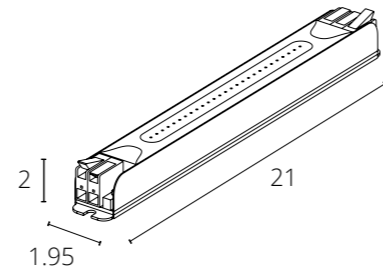
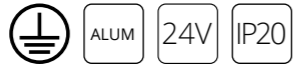


NEW



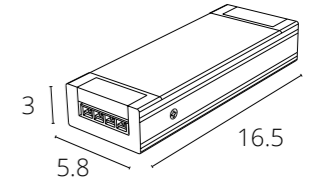
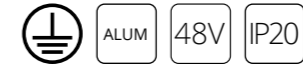
POWER-SLIM

A242105 48W, 2A



PRO POWER SUPPLY

A481205N GRAY 100W, 2.08A



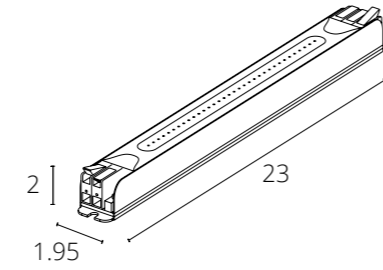
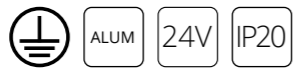
Power supply for LINEA, EXPERT, OPTIMA and RAPID

NEW



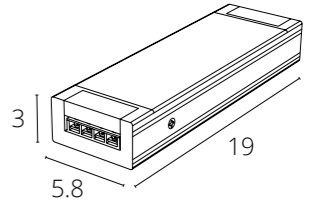
POWER-SLIM

A242205 72W, 3A



PRO POWER SUPPLY

A481305N GRAY 150W, 3.125A



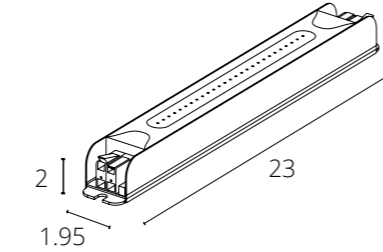
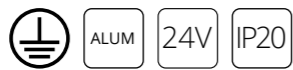
Power supply for LINEA, EXPERT, OPTIMA and RAPID

NEW



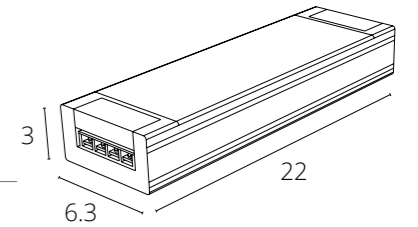
POWER-SLIM

A242305 100W, 4.1A



PRO POWER SUPPLY

A481405N GRAY 250W, 5.2A



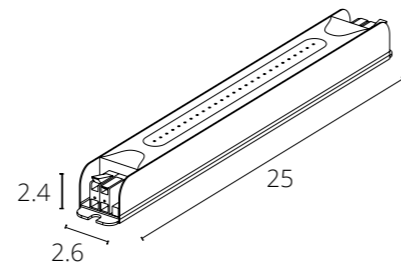
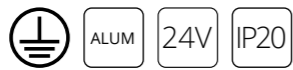
Power supply for LINEA, EXPERT, OPTIMA and RAPID

NEW



POWER-SLIM

A242405 150W, 6.2A

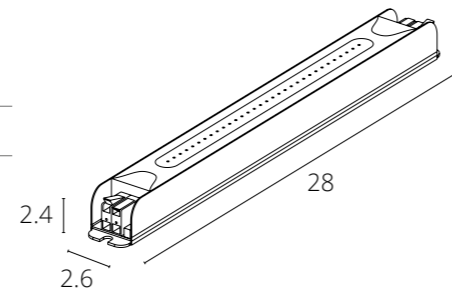


NEW



POWER-SLIM

A242505 200W, 8.3A



NEW

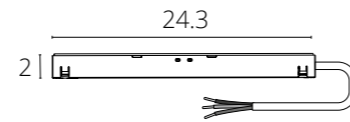
**OPTIMA POWER SUPPLY**

A742133N WHITE 80W, 1.5A

A742106N BLACK 80W, 1.5A



Power supply integrated into OPTIMA track

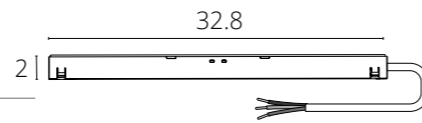
**OPTIMA POWER SUPPLY**

A742033N WHITE 150W, 3A

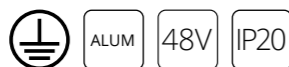
A742006N BLACK 150W, 3A



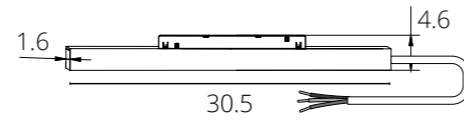
Power supply integrated into OPTIMA track

**EXPERT POWER SUPPLY**

A582006 BLACK 150W, 3A

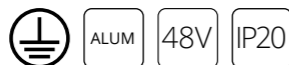


Power supply integrated into EXPERT track

**RAPID POWER SUPPLY**

A615233N WHITE 150W, 3A

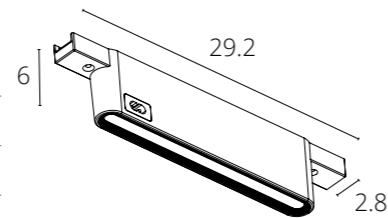
A615206 BLACK 150W, 3A



Power supply for RAPID magnetic surface track

Two ways to connect:

- 1) connection to a standard outlet: 1.2m long power cord with an EU end-cap included
- 2) for 230 V power output: a terminal which is located in the niche of the power supply included

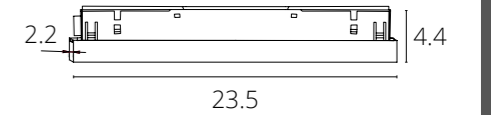
**LINEA POWER SUPPLY**

A482533N WHITE 100W, 2A

A482506N BLACK 100W, 2A



Power supply integrated into LINEA track

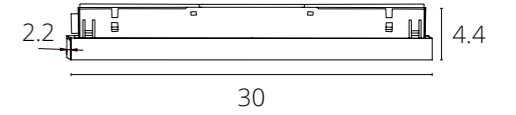
**LINEA POWER SUPPLY**

A482633N WHITE 200W, 4A

A482606N BLACK 200W, 4A



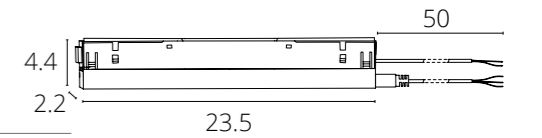
Power supply integrated into LINEA track

**LINEA POWER SUPPLY**

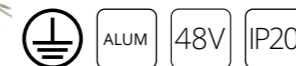
A482706N BLACK 100W, 2A



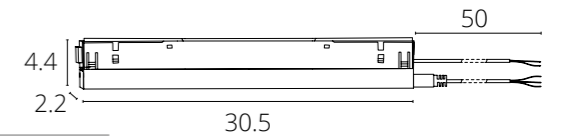
Power supply integrated into LINEA track for 0/1-10V dimmable track lights

**LINEA POWER SUPPLY**

A482806N BLACK 200W, 4A



Power supply integrated into LINEA track for 0/1-10V dimmable track lights



ITEM DESIGNATIONS

	ITALIANO	ENGLISH
AP	APPLIQUE	WALL LAMP
AL	APPLIQUE STRADA	OUTDOOR WALL LANTERN
FN	COLONNA STRADA PICCOLO	OUTDOOR STAND LANTERN
IN	INCORPORABILE	RECESSED
LM	LAMPADARIO	CHANDELIER
LT	LAMPADA DA TAVOLO	TABLE LAMP
PA	COLONNA STRADA GRANDE	OUTDOOR POLE LANTERN
PF	PLAFONIERA STRADA	OUTDOOR FLUSH LANTERN
PL	PLAFONIERA	FLUSH
PN	PAVIMENTO	FLOOR LAMP
SO	SOSPESO STRADA	OUTDOOR PENDANT LANTERN
SP	SOSPESO	PENDANT

ICONS | Обозначения



LED only



Switch with many steps



Ingress Protection Rating



Bulb G5,3 incl



Switch incl



Ingress Protection Rating



Beam angle



Paintable



Ingress Protection Rating



Color rendering index in the red spectrum



2 holders incl



Ingress Protection Rating



I electricity protection



Compatible with single bus track



Hole diameter for recessing



II electricity protection



Light direction



Hole size for recessing



III electricity protection



Light direction



Switch with two steps



DC current



Light direction



Transformer excl



AC current



Light direction



Compatible with ORE and ORE MINI LED modules

Voltage PCB board width
A4812010-03-3K
 Number of LEDs per meter Color temperature

Width Colour
A161205S
 Height Overhead mounting type

Decoding the article of the LED strip lights

Decoding of the article of the aluminum profile